

## Weekly SLA Customer Report

Customer      PCO Production  
 Database ID    44



=====  
 HARDDISK USAGE    PCO\_PRD\_ORACLE1  
 =====

	Total disk space on C (GB)	Free disk space on C (GB)	Total disk space on D (GB)	Free disk space on D (GB)
28-2-2015	279	217	838	158
27-2-2015	279	217	838	160
26-2-2015	279	217	838	164
25-2-2015	279	217	838	167
24-2-2015	279	217	838	169
23-2-2015	279	217	838	172
22-2-2015	279	217	838	174

=====  
 HARDDISK USAGE    PCO\_PRD\_ORACLE2  
 =====

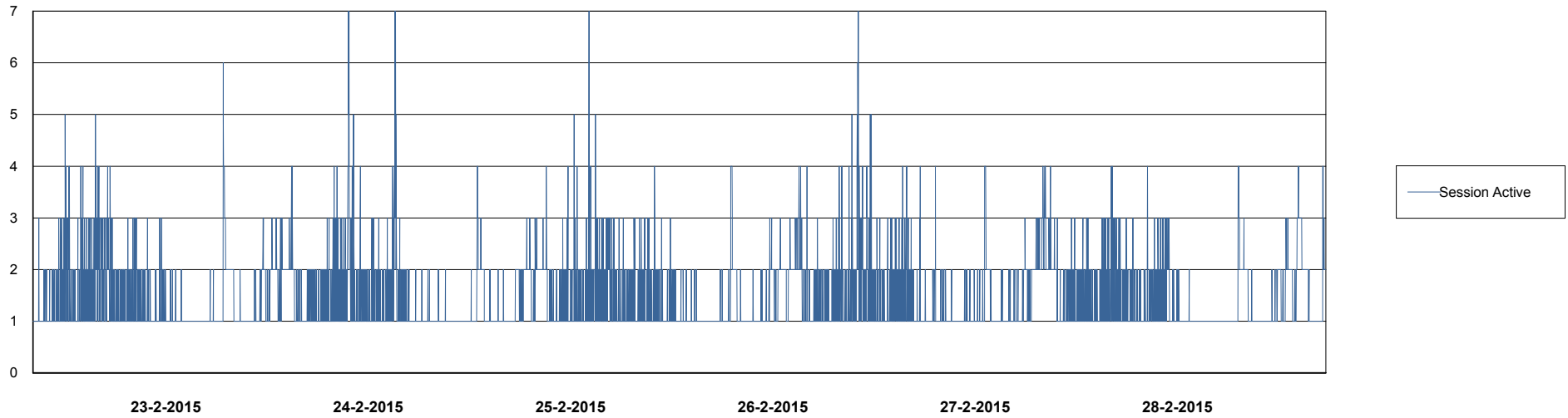
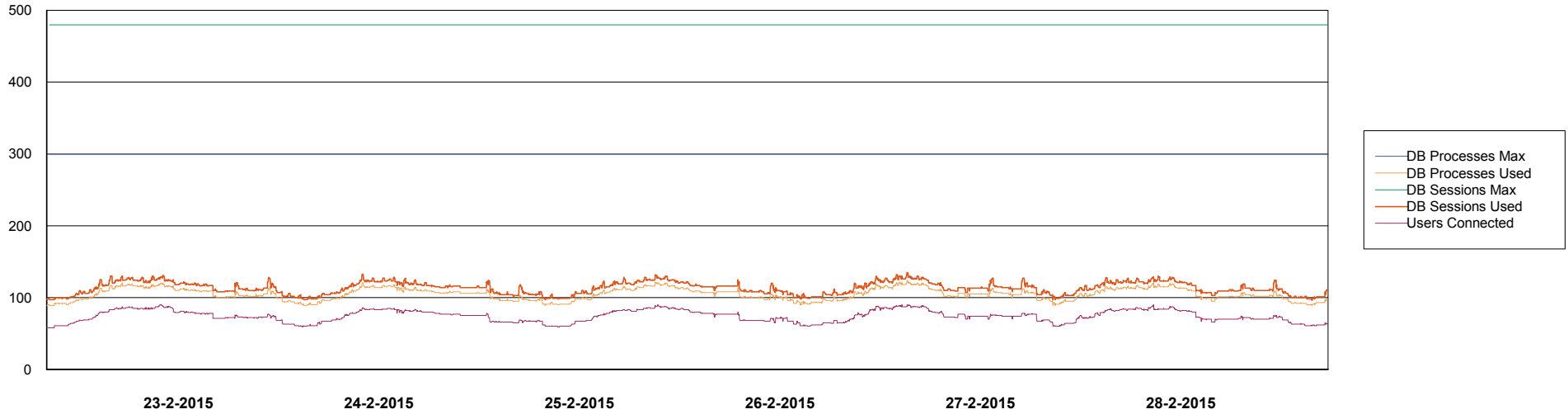
	Total disk space on C (GB)	Free disk space on C (GB)	Total disk space on D (GB)	Free disk space on D (GB)
28-2-2015	279	219	838	563
27-2-2015	279	221	838	566
26-2-2015	279	221	838	569
25-2-2015	279	218	838	572
24-2-2015	279	215	838	575
23-2-2015	279	215	838	578
22-2-2015	279	215	838	579

# Weekly SLA Customer Report

Customer PCO Production  
Database ID 44



## DATABASE PERFORMANCE PCODB\_Production

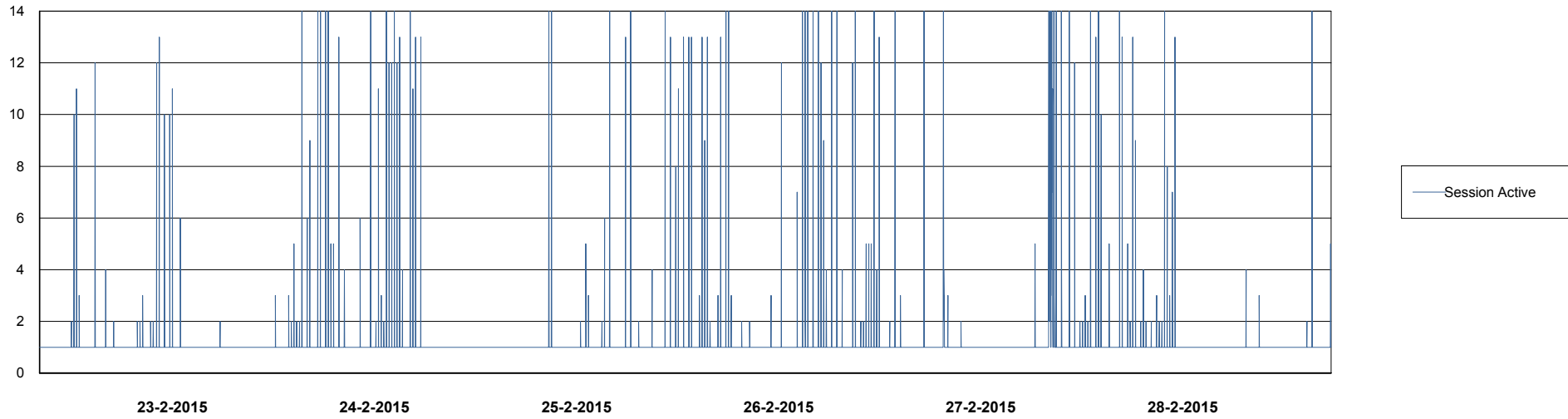
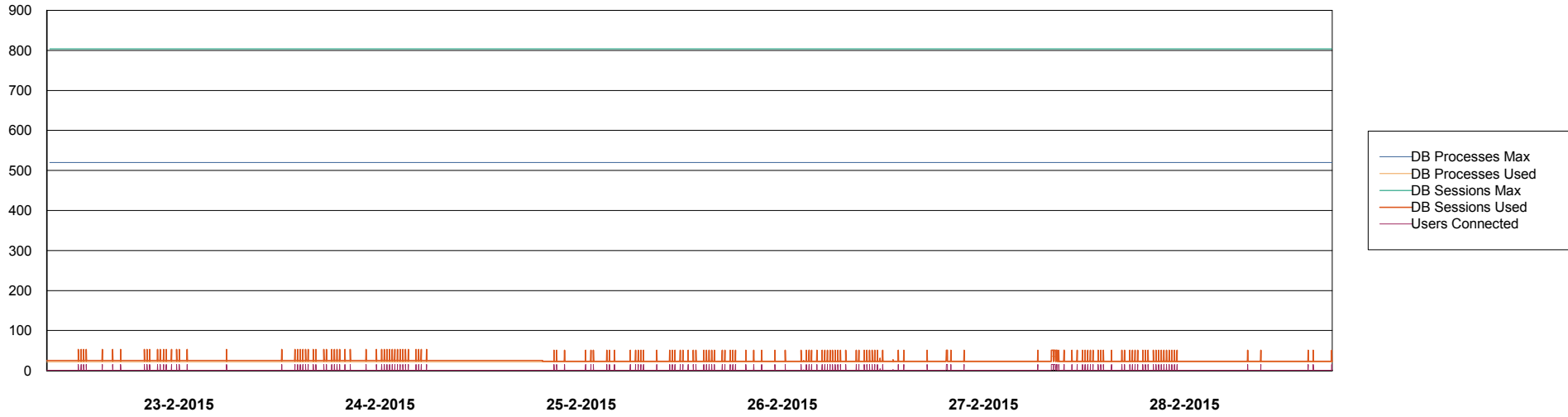


# Weekly SLA Customer Report

Customer PCO Production  
Database ID 44



## DATABASE PERFORMANCE PCODB\_Standby



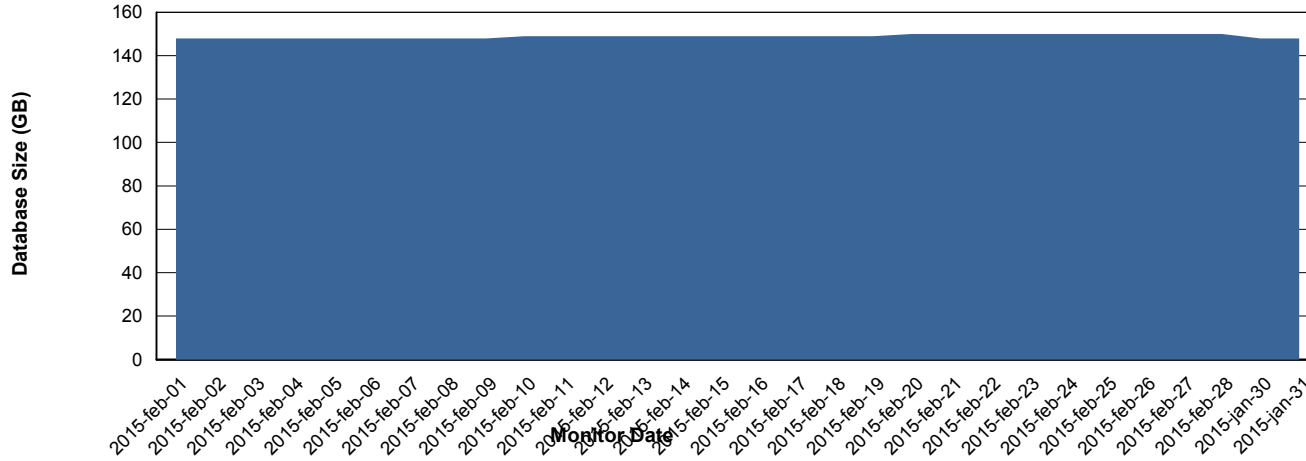
# Weekly SLA Customer Report

Customer PCO Production  
 Database ID 44



=====  
 DATABASE SIZE PCODB\_Production  
 =====

## Database growth over last month



=====  
 DATABASE TABLESPACES PCODB\_Production  
 =====

### TOTAL DATABASE SIZE PER TABLESPACE

Date	Tablespace Name	Filesize (Gb)	Usedsize (Gb)	Percentage free
28-2-2015	ABSDATA	78	61	22
	INDX	109	88	19
27-2-2015	ABSDATA	78	61	22
	INDX	109	88	19
26-2-2015	ABSDATA	78	61	22
	INDX	109	88	19
25-2-2015	ABSDATA	78	61	22
	INDX	109	88	19
24-2-2015	ABSDATA	78	61	22
	INDX	109	88	19
23-2-2015	ABSDATA	78	61	22
	INDX	109	88	19
22-2-2015	ABSDATA	78	61	22
	INDX	109	87	20

# Weekly SLA Customer Report

Customer PCO Production  
Database ID 44



=====  
STANDBY DATABASE HEALTH PCO Production  
=====

### Recovery lag for last 7 days

