

Weekly SLA Customer Report

Customer DFD Production
 Database ID 39



=====
 HARDDISK USAGE DFD_PRD_ABSWEB
 =====

| | Total disk space on C (GB) | Free disk space on C (GB) |
|-----------|----------------------------|---------------------------|
| 21-2-2015 | 60 | 28 |
| 20-2-2015 | 60 | 28 |
| 19-2-2015 | 60 | 28 |
| 18-2-2015 | 60 | 28 |
| 17-2-2015 | 60 | 28 |
| 16-2-2015 | 60 | 28 |
| 15-2-2015 | 60 | 28 |

=====
 HARDDISK USAGE DFD_PRD_BI1
 =====

| | Total disk space on C (GB) | Free disk space on C (GB) | Total disk space on E (GB) | Free disk space on E (GB) |
|-----------|----------------------------|---------------------------|----------------------------|---------------------------|
| 21-2-2015 | 40 | 12 | 100 | 45 |
| 20-2-2015 | 40 | 12 | 100 | 45 |
| 19-2-2015 | 40 | 12 | 100 | 45 |
| 18-2-2015 | 40 | 12 | 100 | 45 |
| 17-2-2015 | 40 | 12 | 100 | 45 |
| 16-2-2015 | 40 | 12 | 100 | 45 |
| 15-2-2015 | 40 | 12 | 100 | 45 |

Weekly SLA Customer Report

Customer DFD Production
 Database ID 39



=====
 HARDDISK USAGE DFD_PRD_ORACLE1
 =====

| | Total disk space on C (GB) | Free disk space on C (GB) | Total disk space on D (GB) | Free disk space on D (GB) | Total disk space on E (GB) | Free disk space on E (GB) | Total disk space on F (GB) | Free disk space on F (GB) |
|-----------|----------------------------|---------------------------|----------------------------|---------------------------|----------------------------|---------------------------|----------------------------|---------------------------|
| 21-2-2015 | 78 | 55 | 479 | 357 | 400 | 126 | 800 | 768 |
| 20-2-2015 | 78 | 55 | 479 | 357 | 400 | 127 | 800 | 768 |
| 19-2-2015 | 78 | 55 | 479 | 357 | 400 | 130 | 800 | 768 |
| 18-2-2015 | 78 | 55 | 479 | 357 | 400 | 133 | 800 | 768 |
| 17-2-2015 | 78 | 55 | 479 | 357 | 400 | 135 | 800 | 768 |
| 16-2-2015 | 78 | 55 | 479 | 357 | 400 | 138 | 800 | 768 |
| 15-2-2015 | 78 | 55 | 479 | 357 | 400 | 140 | 800 | 768 |

=====
 HARDDISK USAGE DFD_PRD_ORACLE2
 =====

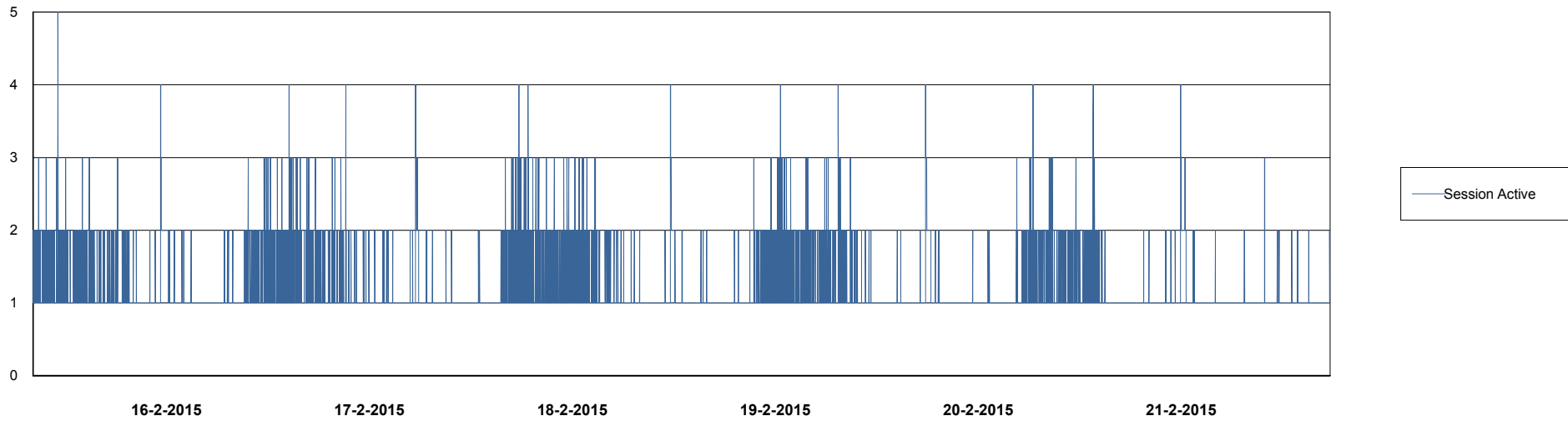
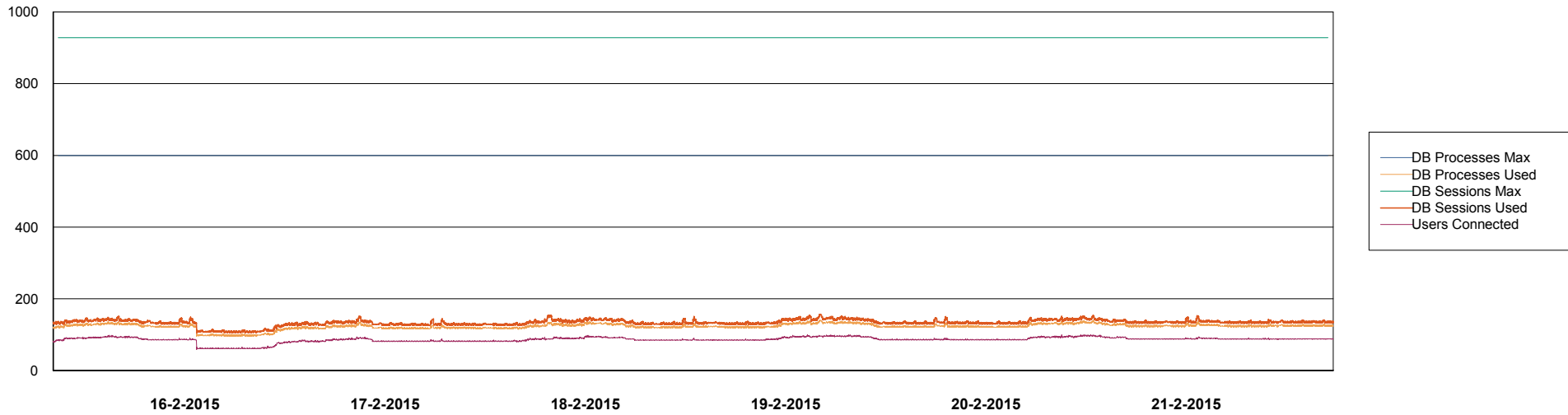
| | Total disk space on C (GB) | Free disk space on C (GB) | Total disk space on D (GB) | Free disk space on D (GB) | Total disk space on E (GB) | Free disk space on E (GB) | Total disk space on F (GB) | Free disk space on F (GB) |
|-----------|----------------------------|---------------------------|----------------------------|---------------------------|----------------------------|---------------------------|----------------------------|---------------------------|
| 21-2-2015 | 78 | 58 | 479 | 344 | 400 | 82 | 800 | 750 |
| 20-2-2015 | 78 | 58 | 479 | 344 | 400 | 83 | 800 | 750 |
| 19-2-2015 | 78 | 58 | 479 | 344 | 400 | 86 | 800 | 750 |
| 18-2-2015 | 78 | 59 | 479 | 344 | 400 | 90 | 800 | 750 |
| 17-2-2015 | 78 | 59 | 479 | 344 | 400 | 92 | 800 | 751 |
| 16-2-2015 | 78 | 59 | 479 | 344 | 400 | 96 | 800 | 751 |
| 15-2-2015 | 78 | 59 | 479 | 344 | 400 | 98 | 800 | 751 |

Weekly SLA Customer Report

Customer DFD Production
Database ID 39



=====
DATABASE PERFORMANCE DFDDDB_Production =====
=====

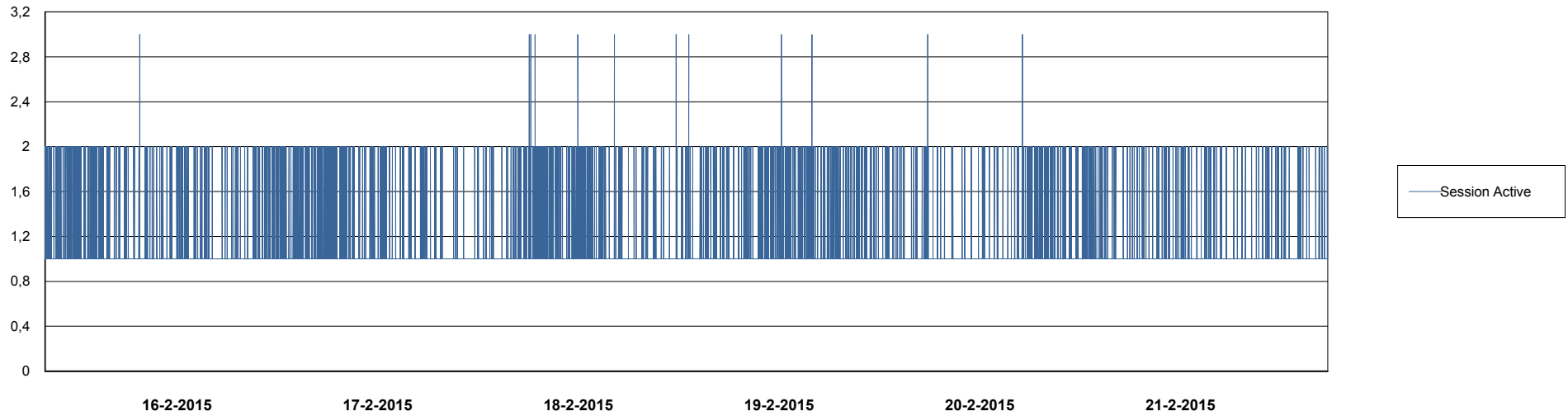
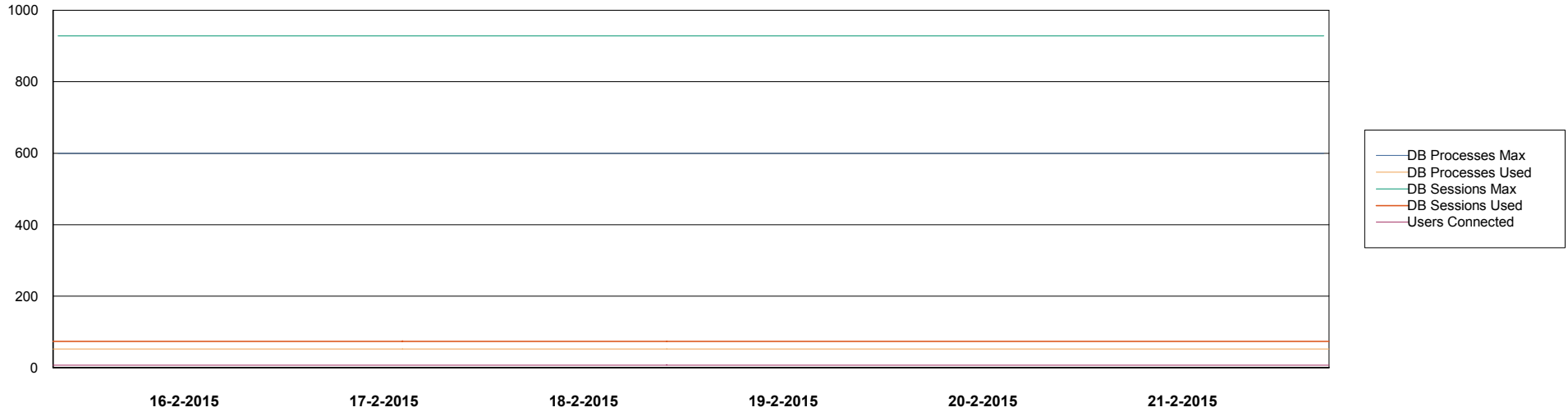


Weekly SLA Customer Report

Customer DFD Production
Database ID 39



DATABASE PERFORMANCE DFDDB_Standby



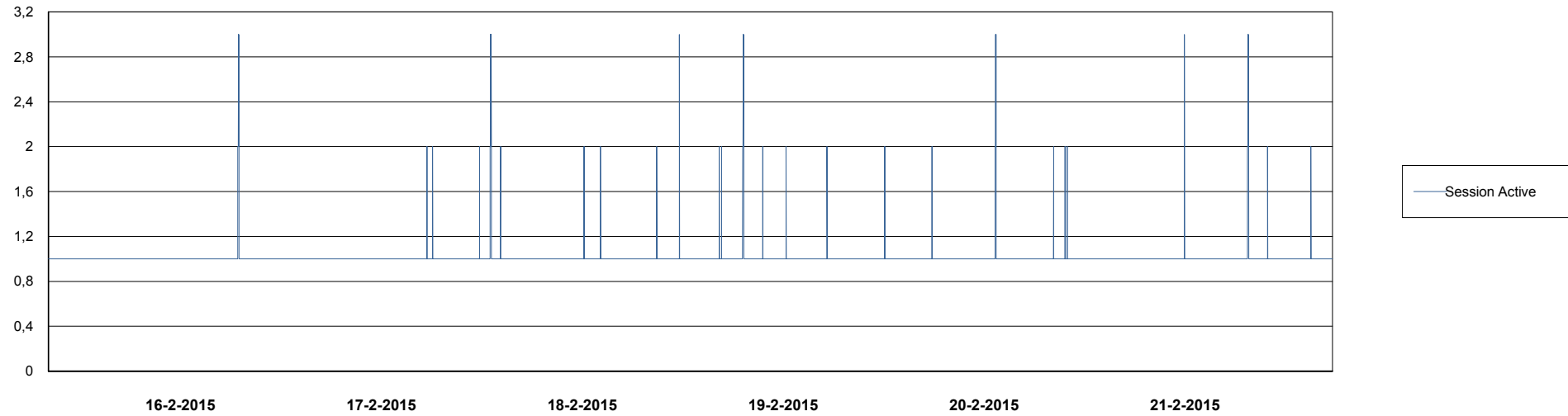
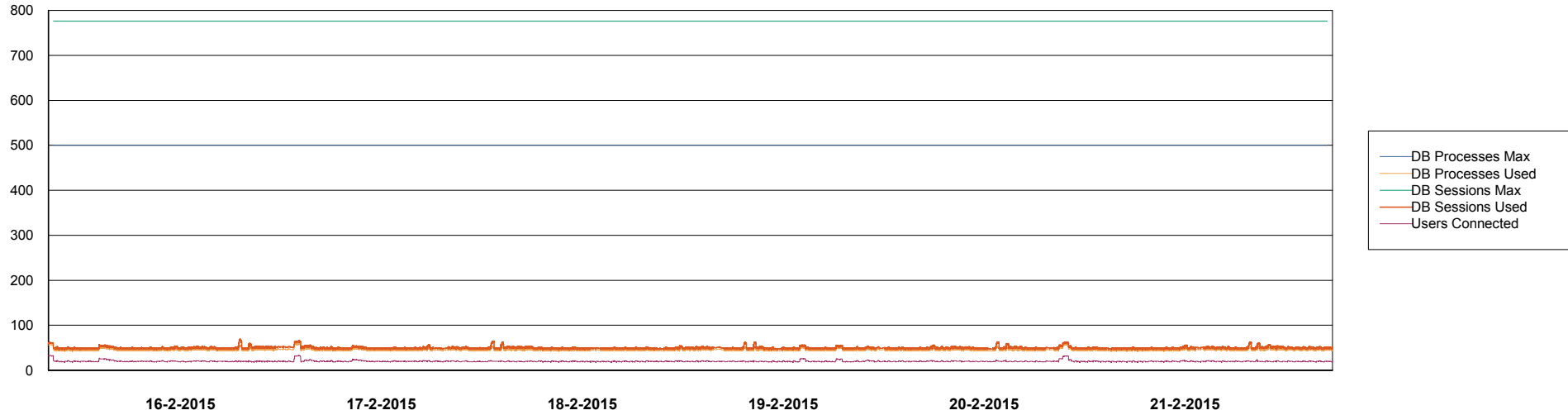
Weekly SLA Customer Report

Customer DFD Production
Database ID 39



DATABASE PERFORMANCE

DFDDBBI_Production



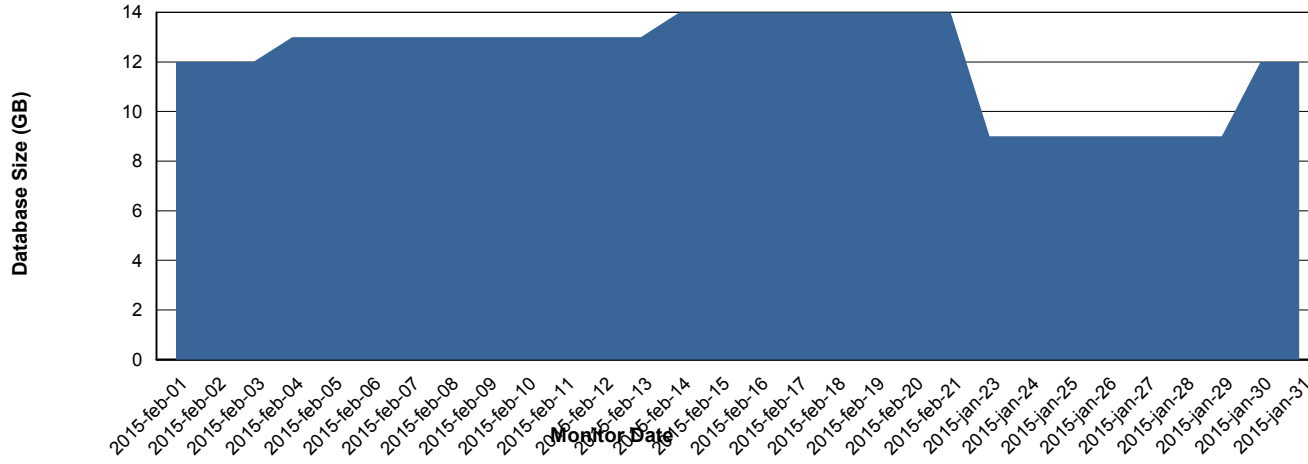
Weekly SLA Customer Report

Customer DFD Production
Database ID 39



=====
DATABASE SIZE DFDDDB_Production
=====

Database growth over last month



Weekly SLA Customer Report

Customer DFD Production
 Database ID 39



=====
 DATABASE TABLESPACES DFDDDB_Production
 =====

TOTAL DATABASE SIZE PER TABLESPACE

| Date | Tablespace Name | Filesize (Gb) | Usedsize (Gb) | Percentage free |
|-----------|-----------------|---------------|---------------|-----------------|
| 21-2-2015 | ABSDATA | 10 | 6 | 40 |
| | INDX | 10 | 7 | 30 |
| 20-2-2015 | ABSDATA | 10 | 6 | 40 |
| | INDX | 10 | 7 | 30 |
| 19-2-2015 | ABSDATA | 10 | 6 | 40 |
| | INDX | 10 | 7 | 30 |
| 18-2-2015 | ABSDATA | 10 | 5 | 50 |
| | INDX | 10 | 7 | 30 |
| 17-2-2015 | ABSDATA | 10 | 5 | 50 |
| | INDX | 10 | 7 | 30 |
| 16-2-2015 | ABSDATA | 10 | 5 | 50 |
| | INDX | 10 | 7 | 30 |
| 15-2-2015 | ABSDATA | 10 | 5 | 50 |
| | INDX | 10 | 7 | 30 |

Weekly SLA Customer Report

Customer DFD Production
 Database ID 39



=====
 DATABASE TABLESPACES DFDDDBI_Production
 =====

TOTAL DATABASE SIZE PER TABLESPACE

| Date | Tablespace Name | Filesize (Gb) | Usedsize (Gb) | Percentage free |
|-----------|-----------------|---------------|---------------|-----------------|
| 21-2-2015 | ABSDATA | 3 | 1 | 67 |
| | INDX | 4 | 2 | 50 |
| 20-2-2015 | ABSDATA | 3 | 1 | 67 |
| | INDX | 4 | 2 | 50 |
| 19-2-2015 | ABSDATA | 3 | 1 | 67 |
| | INDX | 4 | 2 | 50 |
| 18-2-2015 | ABSDATA | 3 | 1 | 67 |
| | INDX | 4 | 2 | 50 |
| 17-2-2015 | ABSDATA | 3 | 1 | 67 |
| | INDX | 4 | 2 | 50 |
| 16-2-2015 | ABSDATA | 3 | 1 | 67 |
| | INDX | 4 | 2 | 50 |
| 15-2-2015 | ABSDATA | 3 | 1 | 67 |
| | INDX | 4 | 2 | 50 |

=====
 STANDBY DATABASE HEALTH DFD Production
 =====

Recovery lag for last 7 days




Weekly SLA Customer Report

Customer DFD Production
Database ID 39

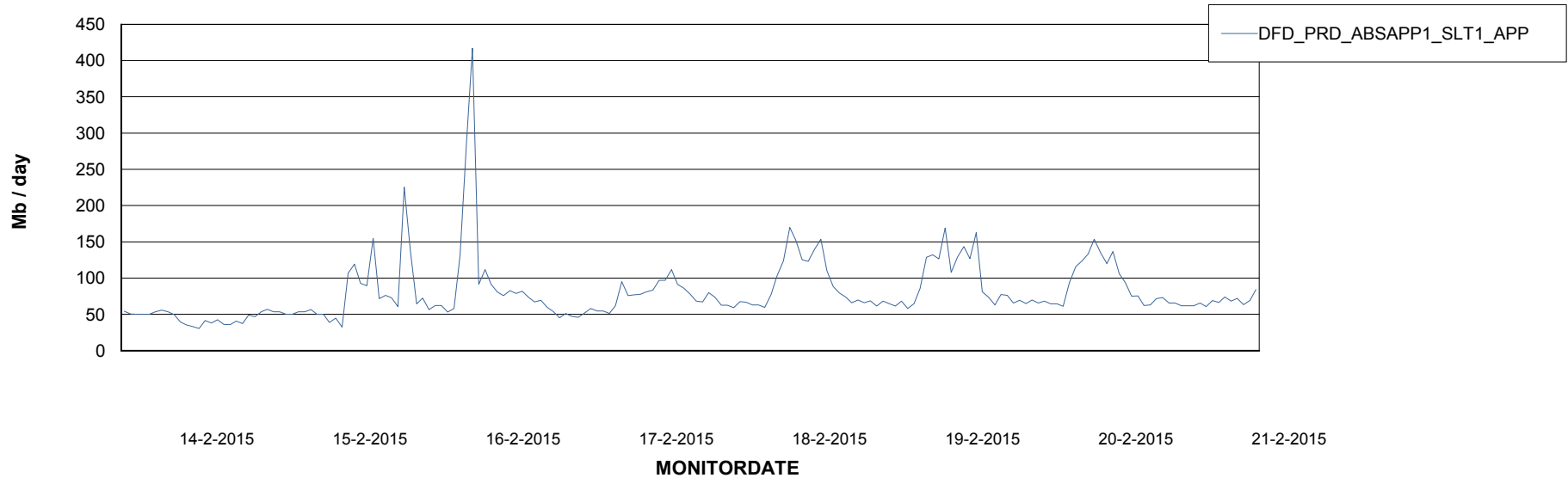


=====
ABSolute Application Server Services
=====

Disaster per ABS Server



Avg memory used per ABS Server Service



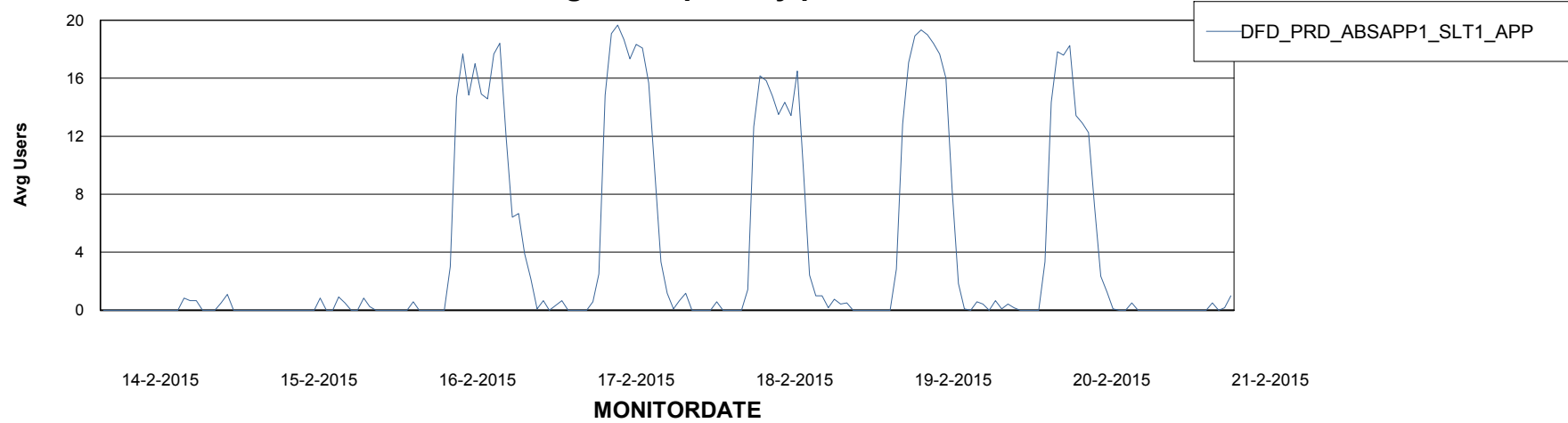
Weekly SLA Customer Report

Customer DFD Production
Database ID 39



=====
ABSolute Application Server Services
=====

Avg users per day per ABS server




Weekly SLA Customer Report

Customer DFD Production
Database ID 39

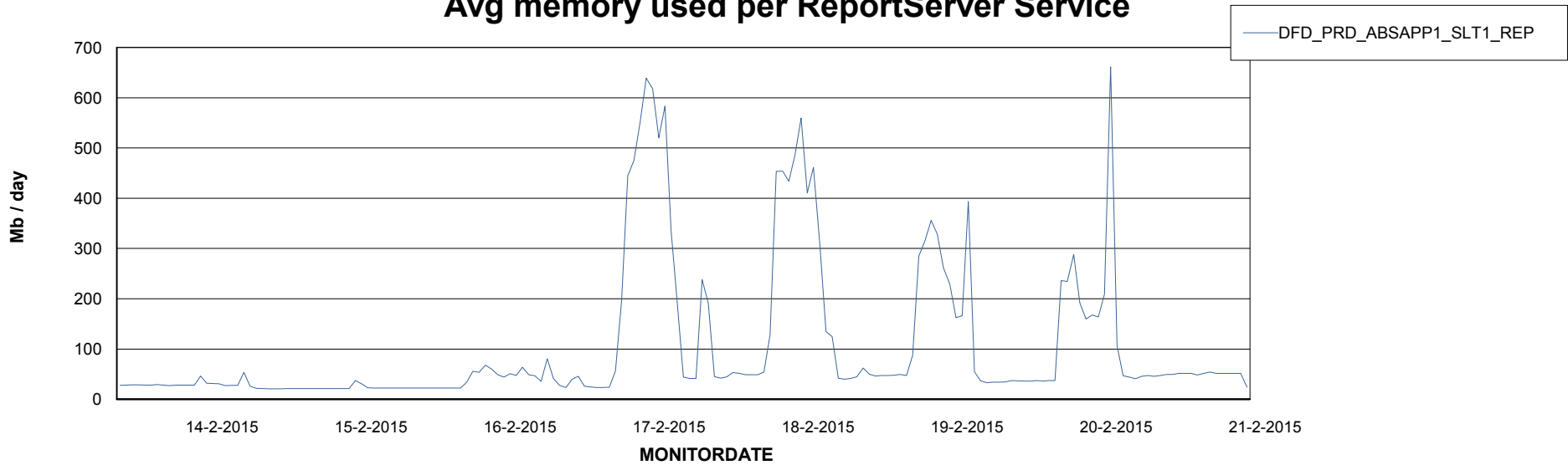


=====
ABSolute Application ReportServer Services
=====

Disaster per ReportServer



Avg memory used per ReportServer Service



Weekly SLA Customer Report

Customer DFD Production
Database ID 39



Disaster per ABS component

