

Weekly SLA Customer Report

Customer PCO Production
 Database ID 44



=====
 HARDDISK USAGE PCO_PRD_ORACLE1
 =====

	Total disk space on C (GB)	Free disk space on C (GB)	Total disk space on D (GB)	Free disk space on D (GB)
31-1-2015	279	217	838	166
30-1-2015	279	217	838	171
29-1-2015	279	217	838	174
28-1-2015	279	217	838	177
27-1-2015	279	217	838	180
26-1-2015	279	217	838	182
25-1-2015	279	217	838	184

=====
 HARDDISK USAGE PCO_PRD_ORACLE2
 =====

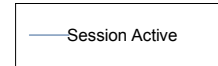
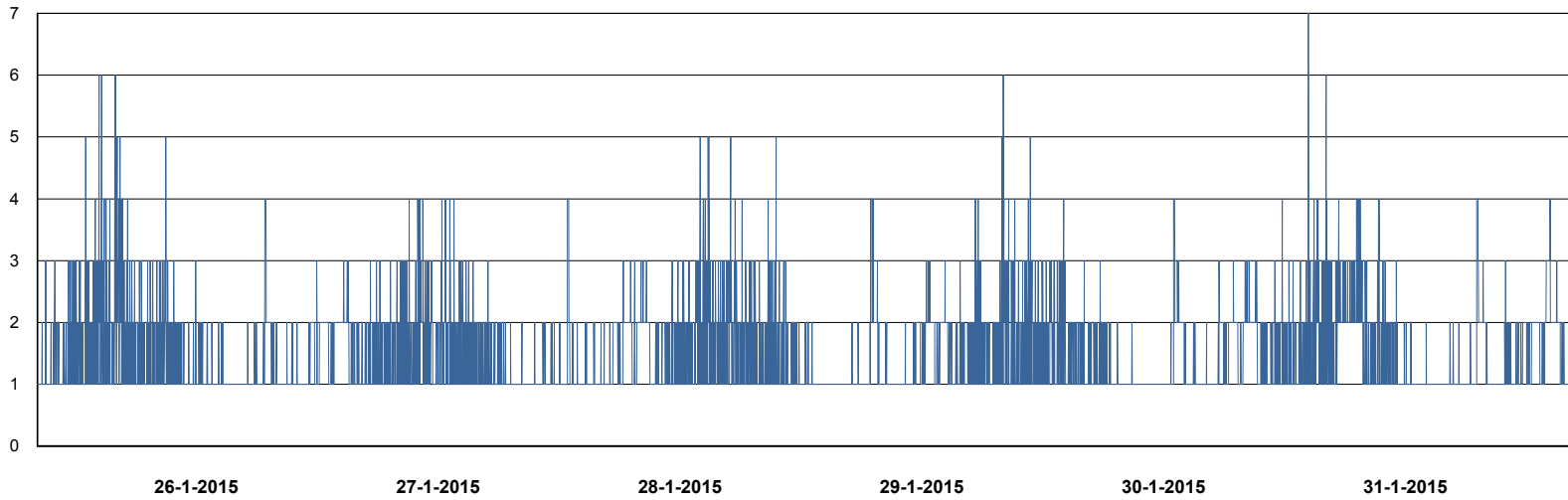
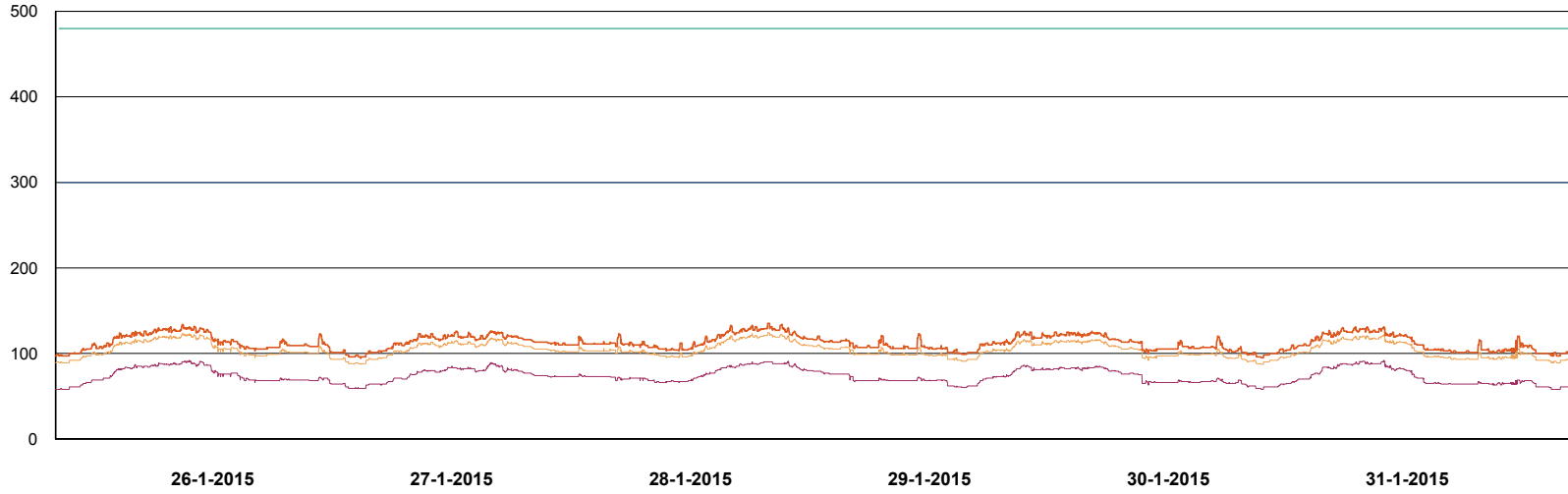
	Total disk space on C (GB)	Free disk space on C (GB)	Total disk space on D (GB)	Free disk space on D (GB)
31-1-2015	279	214	838	305
30-1-2015	279	216	838	307
29-1-2015	279	217	838	310
28-1-2015	279	217	838	313
27-1-2015	279	219	838	315
26-1-2015	279	219	838	318
25-1-2015	279	218	838	319

Weekly SLA Customer Report

Customer PCO Production
Database ID 44



DATABASE PERFORMANCE PCODB_Production

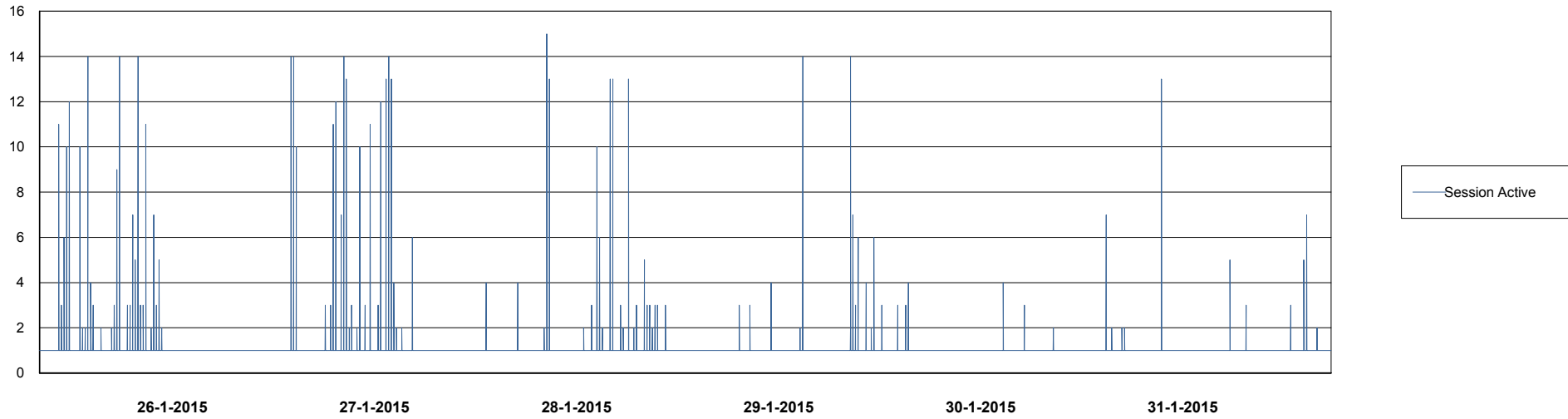
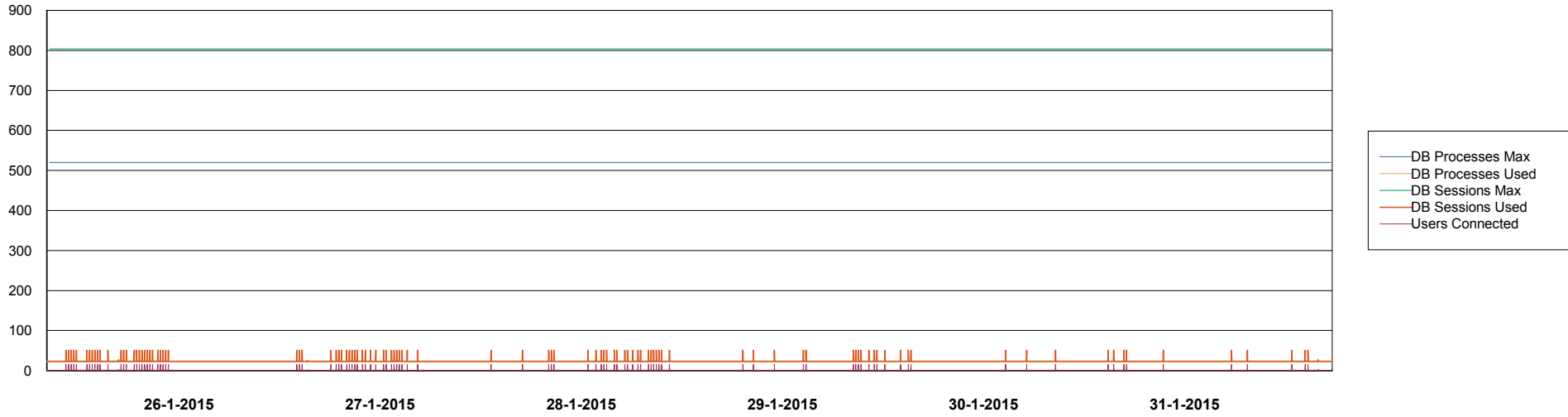


Weekly SLA Customer Report

Customer PCO Production
Database ID 44



DATABASE PERFORMANCE PCODB_Standby



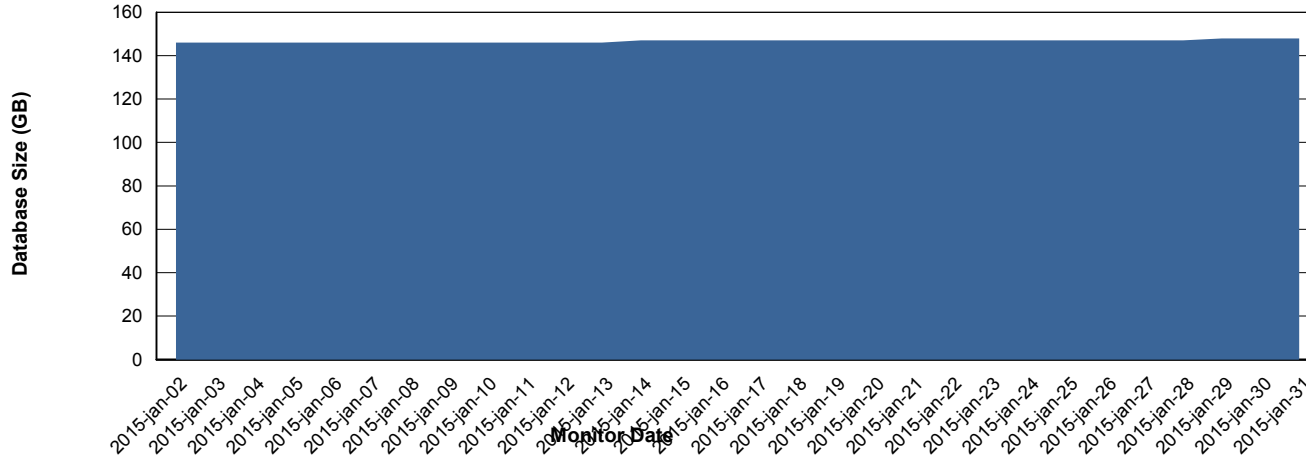
Weekly SLA Customer Report

Customer PCO Production
 Database ID 44



=====
 DATABASE SIZE PCODB_Production
 =====

Database growth over last month



=====
 DATABASE TABLESPACES PCODB_Production
 =====

TOTAL DATABASE SIZE PER TABLESPACE

Date	Tablespace Name	Filesize (Gb)	Usedsize (Gb)	Percentage free
31-1-2015	ABSDATA	78	60	23
	INDX	109	86	21
30-1-2015	ABSDATA	78	60	23
	INDX	109	86	21
29-1-2015	ABSDATA	78	60	23
	INDX	109	86	21
28-1-2015	ABSDATA	78	60	23
	INDX	109	86	21
27-1-2015	ABSDATA	78	60	23
	INDX	109	86	21
26-1-2015	ABSDATA	78	60	23
	INDX	109	86	21
25-1-2015	ABSDATA	78	60	23
	INDX	109	86	21

Weekly SLA Customer Report

Customer PCO Production
Database ID 44



=====
STANDBY DATABASE HEALTH PCO Production
=====

Recovery lag for last 7 days

