

## Weekly SLA Customer Report

Customer      CSC\_Production  
 Database ID    50



=====  
 HARDDISK USAGE    CSC\_PRD\_ABSSRV  
 =====

	Total disk space on C (GB)	Free disk space on C (GB)	Total disk space on D (GB)	Free disk space on D (GB)	Total disk space on E (GB)	Free disk space on E (GB)
31-1-2015	102	71	220	143	225	57
30-1-2015	102	71	220	143	225	60
29-1-2015	102	71	220	143	225	62
28-1-2015	102	71	220	143	225	65
27-1-2015	102	71	220	143	225	66
26-1-2015	102	71	220	143	225	49
25-1-2015	102	71	220	143	225	51

=====  
 HARDDISK USAGE    CSC\_PRD\_ABS01  
 =====

	Total disk space on C (GB)	Free disk space on C (GB)	Total disk space on D (GB)	Free disk space on D (GB)	Total disk space on E (GB)	Free disk space on E (GB)
31-1-2015	110	38	210	125	500	45
30-1-2015	110	38	210	125	500	81
29-1-2015	110	39	210	125	500	92
28-1-2015	110	39	210	125	500	128
27-1-2015	110	39	210	125	500	135
26-1-2015	110	39	210	125	500	153
25-1-2015	110	40	210	125	500	163

## Weekly SLA Customer Report

Customer      CSC\_Production  
 Database ID    50



=====  
 HARDDISK USAGE    CSC\_PRD\_ABS02  
 =====

	Total disk space on C (GB)	Free disk space on C (GB)
31-1-2015	80	38
30-1-2015	80	38
29-1-2015	80	38
28-1-2015	80	38
27-1-2015	80	38
26-1-2015	80	38
25-1-2015	80	38

=====  
 HARDDISK USAGE    CSC\_PRD\_WEBSRV  
 =====

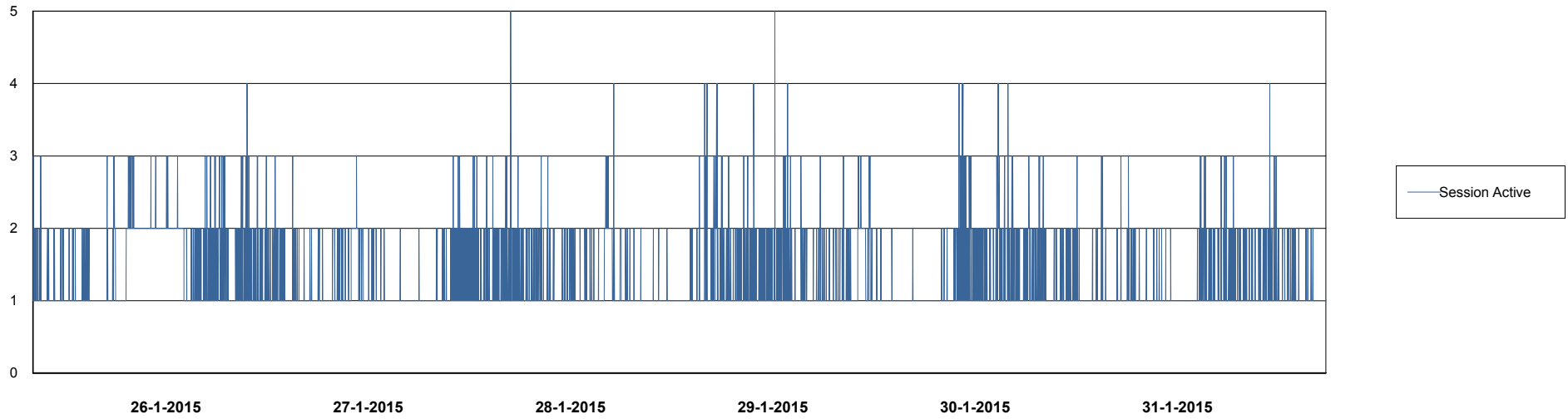
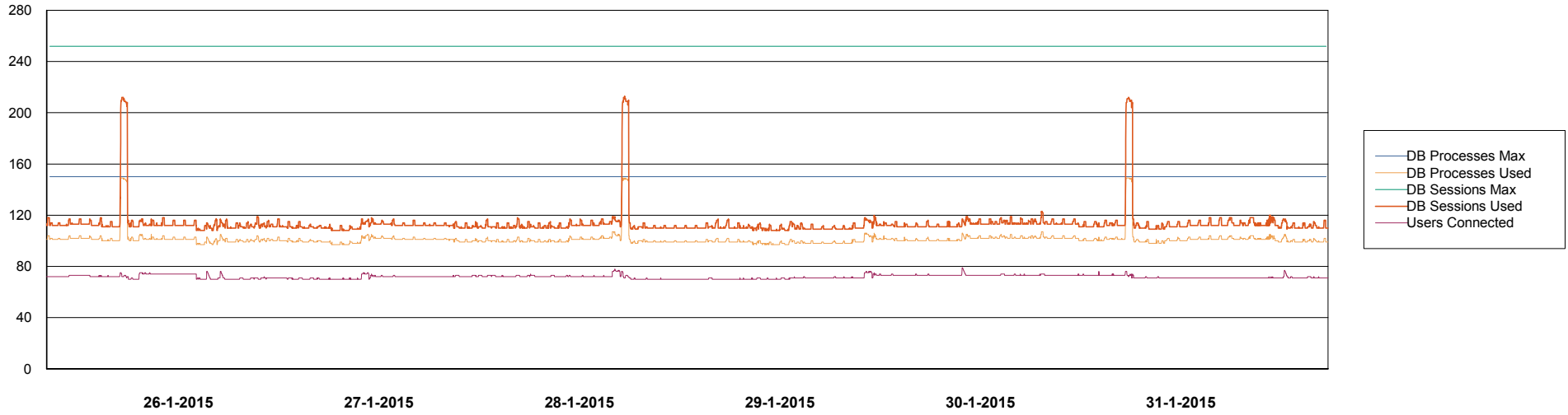
	Used disk space on C (GB)	Total disk space on C (GB)	Free disk space on C (GB)
31-1-2015	35	59	24
30-1-2015	35	59	24
29-1-2015	35	59	24
28-1-2015	35	59	24
27-1-2015	35	59	24
26-1-2015	35	59	24
25-1-2015	35	59	24

# Weekly SLA Customer Report

Customer CSC\_Production  
Database ID 50



## DATABASE PERFORMANCE CSCDB\_Production

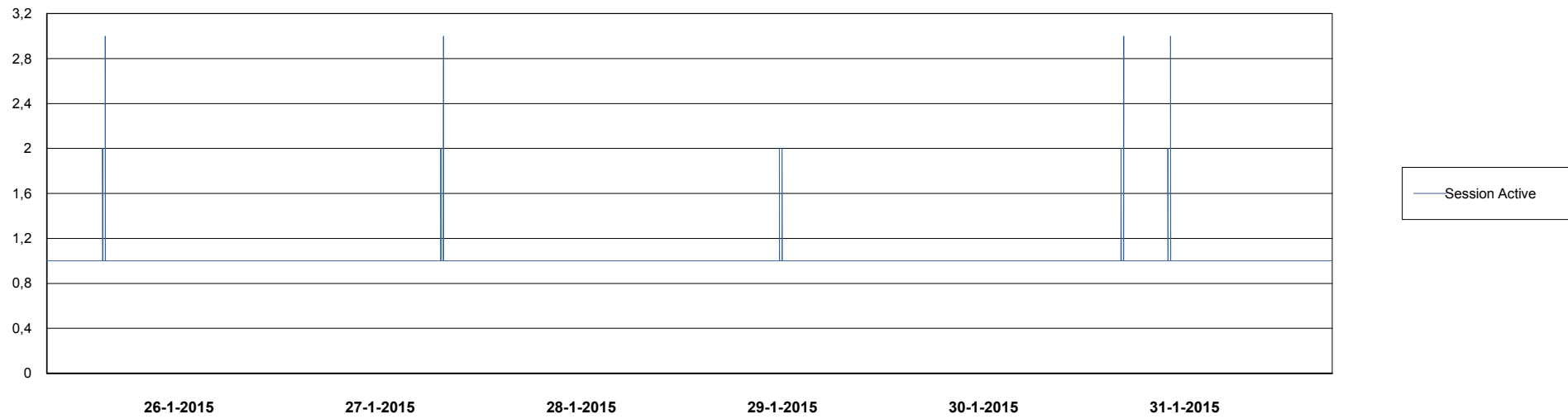
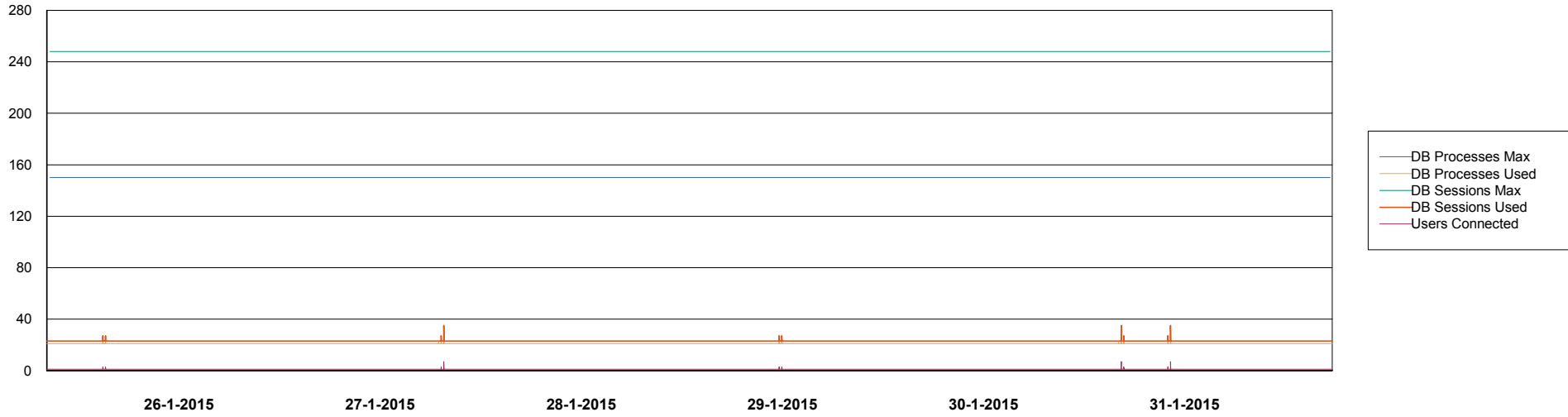


# Weekly SLA Customer Report

Customer CSC\_Production  
Database ID 50



## DATABASE PERFORMANCE CSCDB\_Standby



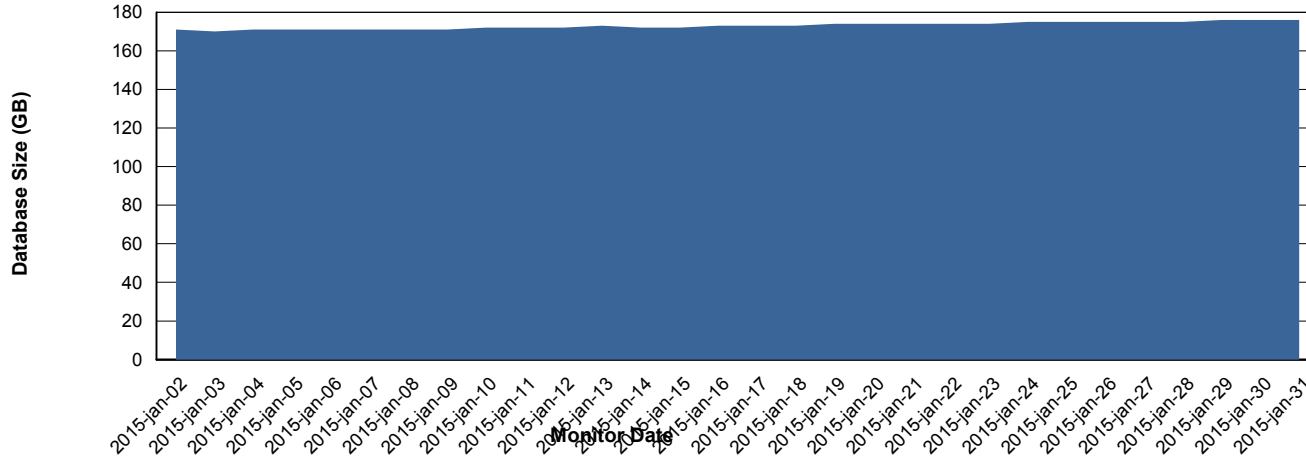
# Weekly SLA Customer Report

Customer CSC\_Production  
 Database ID 50



=====  
 DATABASE SIZE CSCDB\_Production  
 =====

## Database growth over last month



=====  
 DATABASE TABLESPACES CSCDB\_Production  
 =====

### TOTAL DATABASE SIZE PER TABLESPACE

Date	Tablespace Name	Filesize (Gb)	Usedsize (Gb)	Percentage free
31-1-2015	ABSDATA	59	47	20
	INDX	156	127	19
30-1-2015	ABSDATA	59	47	20
	INDX	156	127	19
29-1-2015	ABSDATA	59	47	20
	INDX	156	127	19
28-1-2015	ABSDATA	59	47	20
	INDX	156	127	19
27-1-2015	ABSDATA	59	47	20
	INDX	156	127	19
26-1-2015	ABSDATA	59	47	20
	INDX	156	126	19
25-1-2015	ABSDATA	59	47	20
	INDX	156	126	19




# Weekly SLA Customer Report

Customer CSC\_Production  
Database ID 50

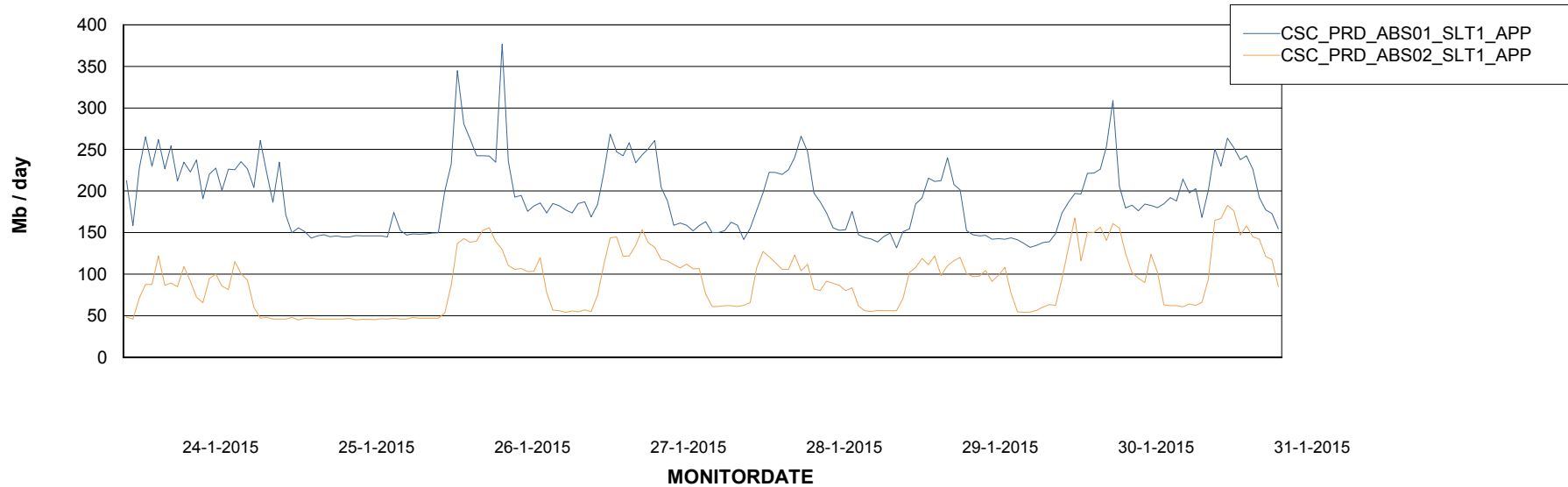


=====  
ABSolute Application Server Services  
=====

## Disaster per ABS Server



## Avg memory used per ABS Server Service



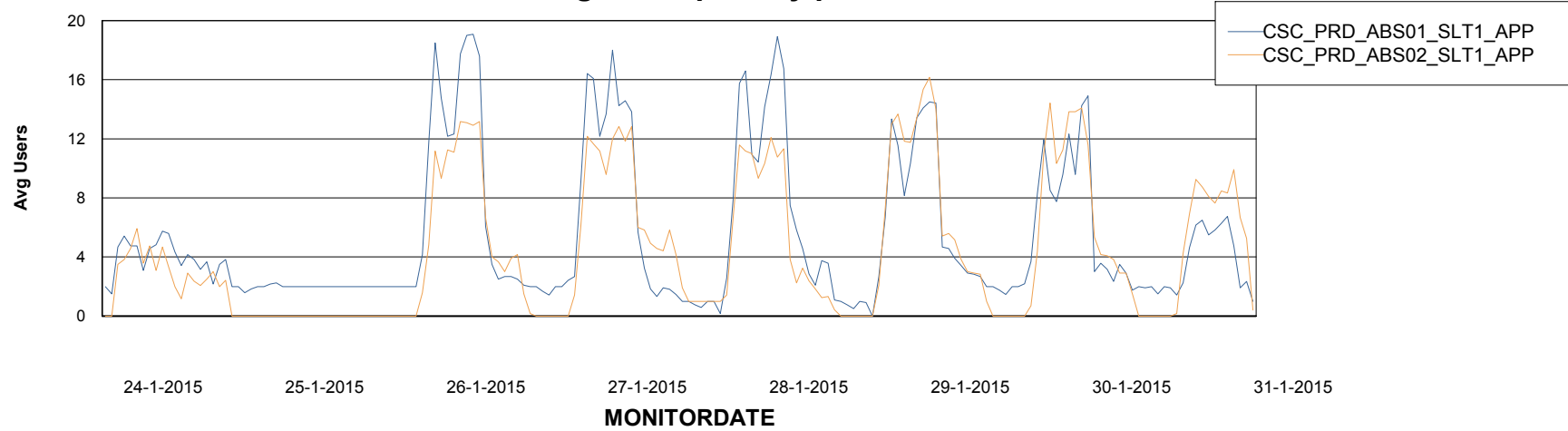
# Weekly SLA Customer Report

Customer CSC\_Production  
Database ID 50



=====  
ABSolute Application Server Services  
=====

### Avg users per day per ABS server




# Weekly SLA Customer Report

Customer CSC\_Production  
Database ID 50

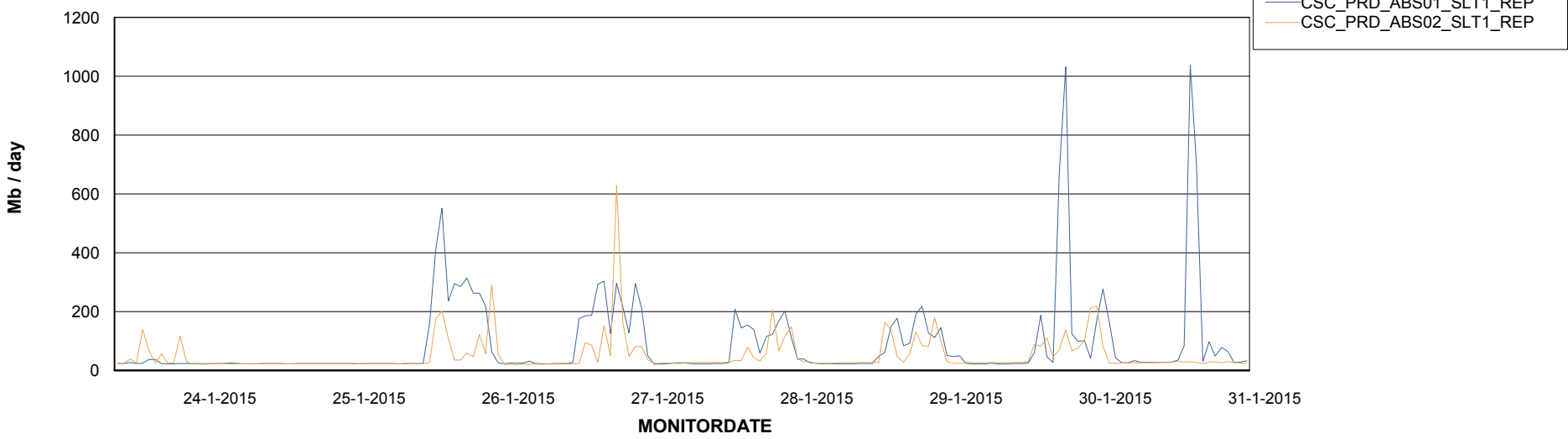


=====  
ABSolute Application ReportServer Services  
=====

## Disaster per ReportServer



## Avg memory used per ReportServer Service



# Weekly SLA Customer Report

Customer CSC\_Production  
Database ID 50



## Disaster per ABS component

