

Weekly SLA Customer Report

Customer PCO Production
 Database ID 44



=====
 HARDDISK USAGE PCO_PRD_ORACLE1
 =====

	Total disk space on C (GB)	Free disk space on C (GB)	Total disk space on D (GB)	Free disk space on D (GB)
24-1-2015	279	217	838	186
23-1-2015	279	217	838	188
22-1-2015	279	217	838	191
21-1-2015	279	217	838	194
20-1-2015	279	217	838	196
19-1-2015	279	217	838	199
18-1-2015	279	217	838	201

=====
 HARDDISK USAGE PCO_PRD_ORACLE2
 =====

	Total disk space on C (GB)	Free disk space on C (GB)	Total disk space on D (GB)	Free disk space on D (GB)
24-1-2015	279	218	838	321
23-1-2015	279	219	838	323
22-1-2015	279	220	838	326
21-1-2015	279	220	838	329
20-1-2015	279	221	838	332
19-1-2015	279	221	838	334
18-1-2015	279	222	838	336

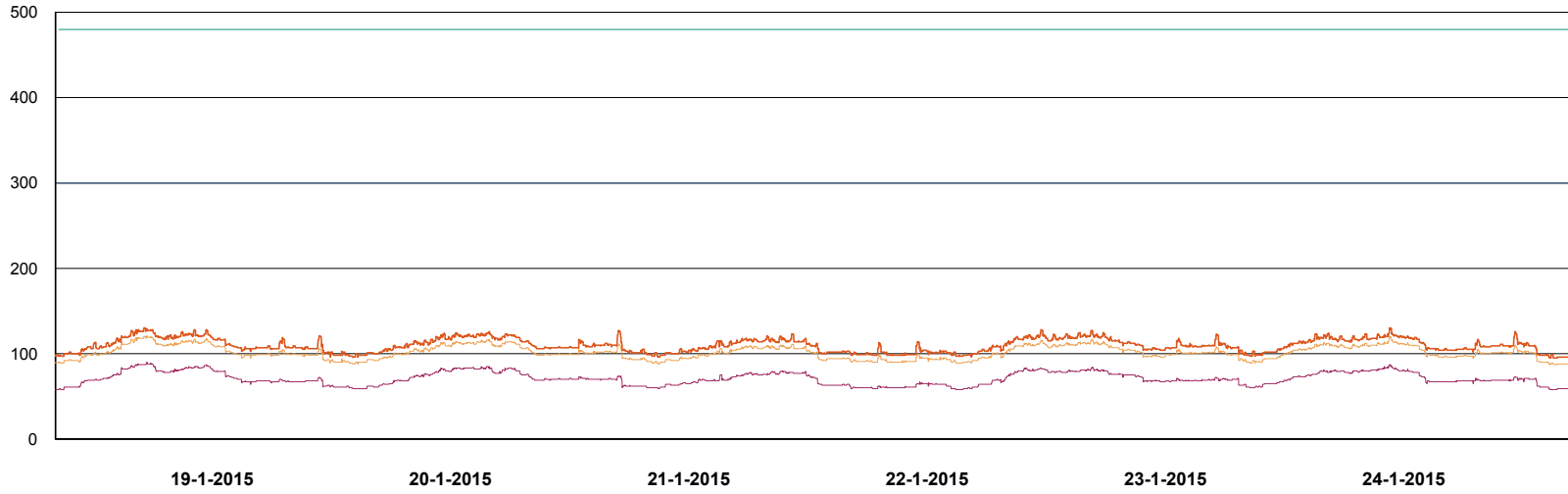
Weekly SLA Customer Report

Customer PCO Production
Database ID 44

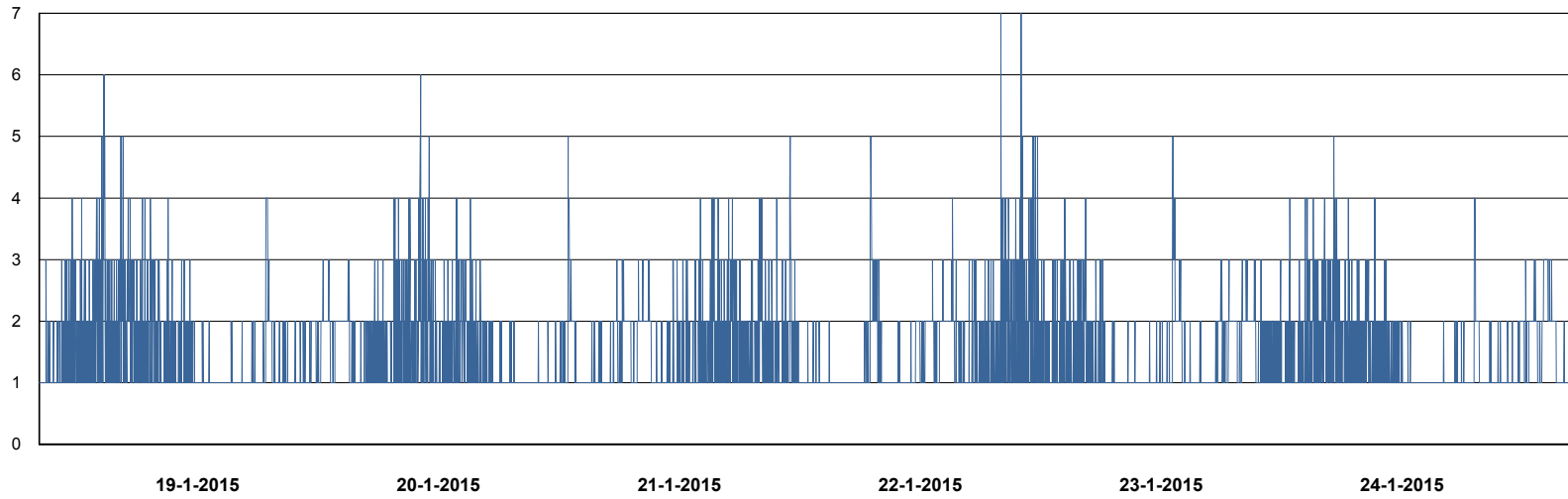


DATABASE PERFORMANCE

PCODB_Production



- DB Processes Max
- DB Processes Used
- DB Sessions Max
- DB Sessions Used
- Users Connected



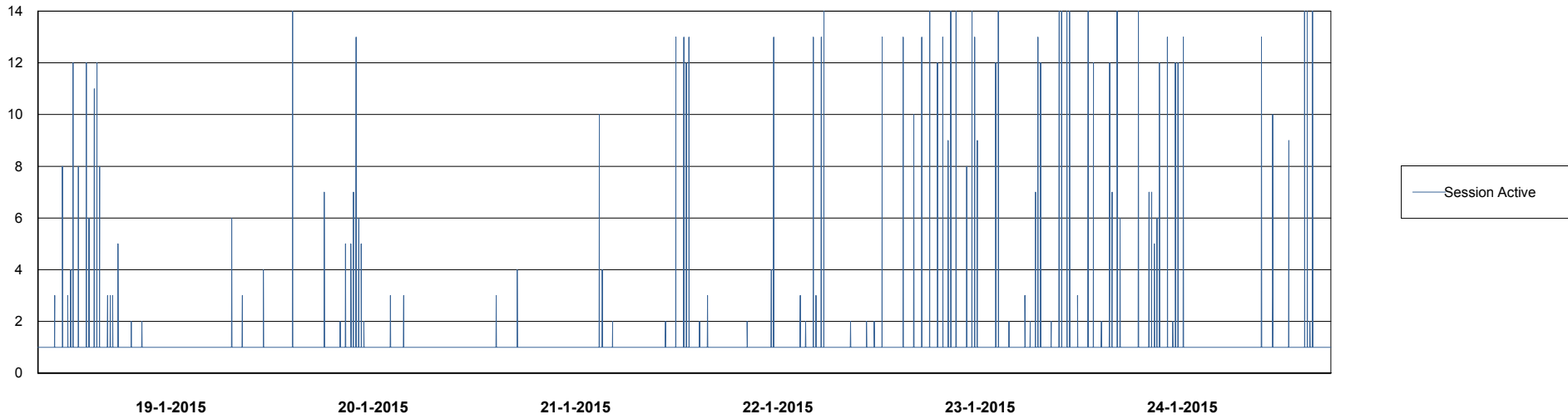
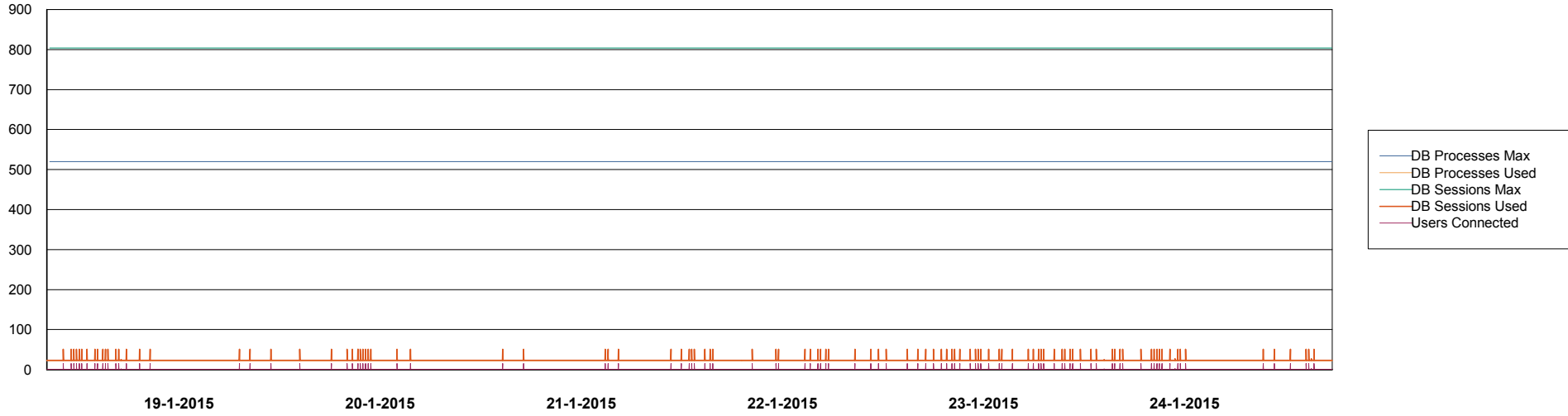
- Session Active

Weekly SLA Customer Report

Customer PCO Production
Database ID 44



DATABASE PERFORMANCE PCODB_Standby



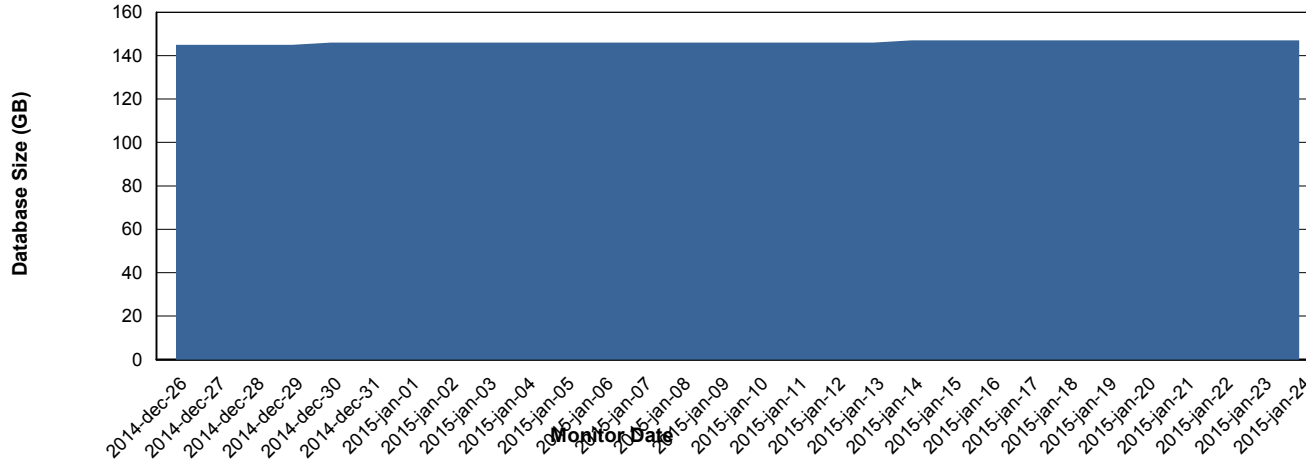
Weekly SLA Customer Report

Customer PCO Production
 Database ID 44



=====
 DATABASE SIZE PCODB_Production
 =====

Database growth over last month



=====
 DATABASE TABLESPACES PCODB_Production
 =====

TOTAL DATABASE SIZE PER TABLESPACE

Date	Tablespace Name	Filesize (Gb)	Usedsize (Gb)	Percentage free
24-1-2015	ABSDATA	78	60	23
	INDX	109	86	21
23-1-2015	ABSDATA	78	60	23
	INDX	109	86	21
22-1-2015	ABSDATA	78	60	23
	INDX	109	86	21
21-1-2015	ABSDATA	78	60	23
	INDX	109	86	21
20-1-2015	ABSDATA	78	60	23
	INDX	109	86	21
19-1-2015	ABSDATA	78	60	23
	INDX	109	85	22
18-1-2015	ABSDATA	78	60	23
	INDX	109	85	22

Weekly SLA Customer Report

Customer PCO Production
Database ID 44



=====
STANDBY DATABASE HEALTH PCO Production
=====

Recovery lag for last 7 days

