

Weekly SLA Customer Report

Customer PCO Production
 Database ID 44



=====
 HARDDISK USAGE PCO_PRD_ORACLE1
 =====

	Total disk space on C (GB)	Free disk space on C (GB)	Total disk space on D (GB)	Free disk space on D (GB)
3-1-2015	279	218	838	276
2-1-2015	279	218	838	304
1-1-2015	279	218	838	340
31-12-2014	279	218	838	364
30-12-2014	279	218	838	367
29-12-2014	279	218	838	370
28-12-2014	279	218	838	372

=====
 HARDDISK USAGE PCO_PRD_ORACLE2
 =====

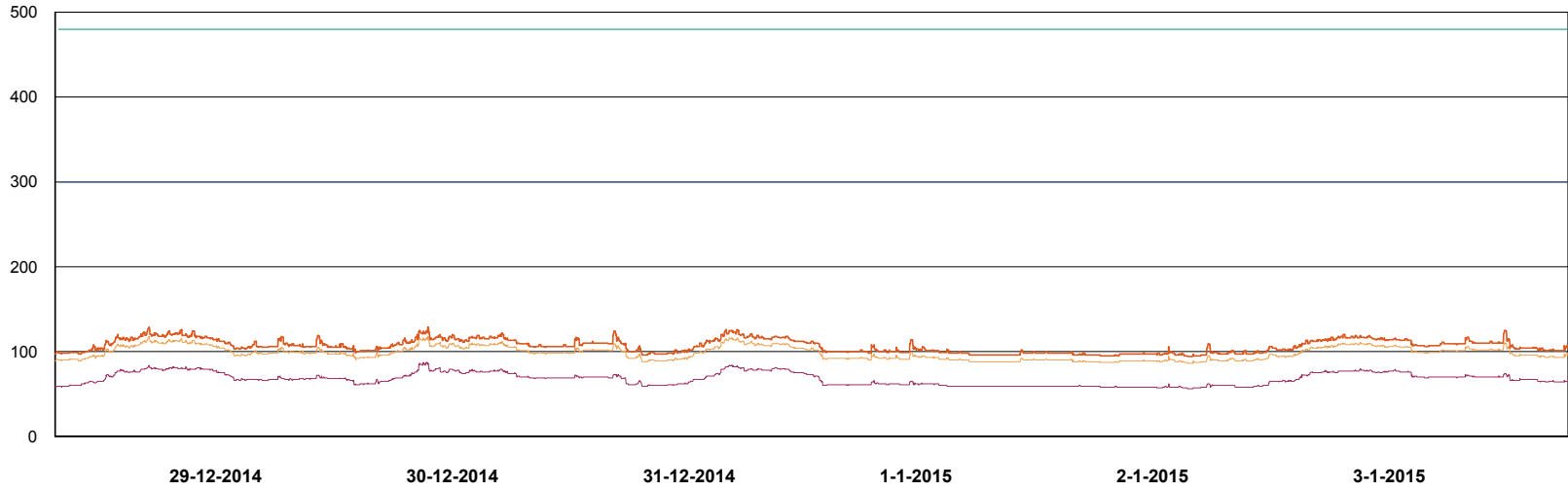
	Total disk space on C (GB)	Free disk space on C (GB)	Total disk space on D (GB)	Free disk space on D (GB)
3-1-2015	279	221	838	388
2-1-2015	279	221	838	390
1-1-2015	279	222	838	391
31-12-2014	279	221	838	394
30-12-2014	279	221	838	396
29-12-2014	279	222	838	399
28-12-2014	279	222	838	401

Weekly SLA Customer Report

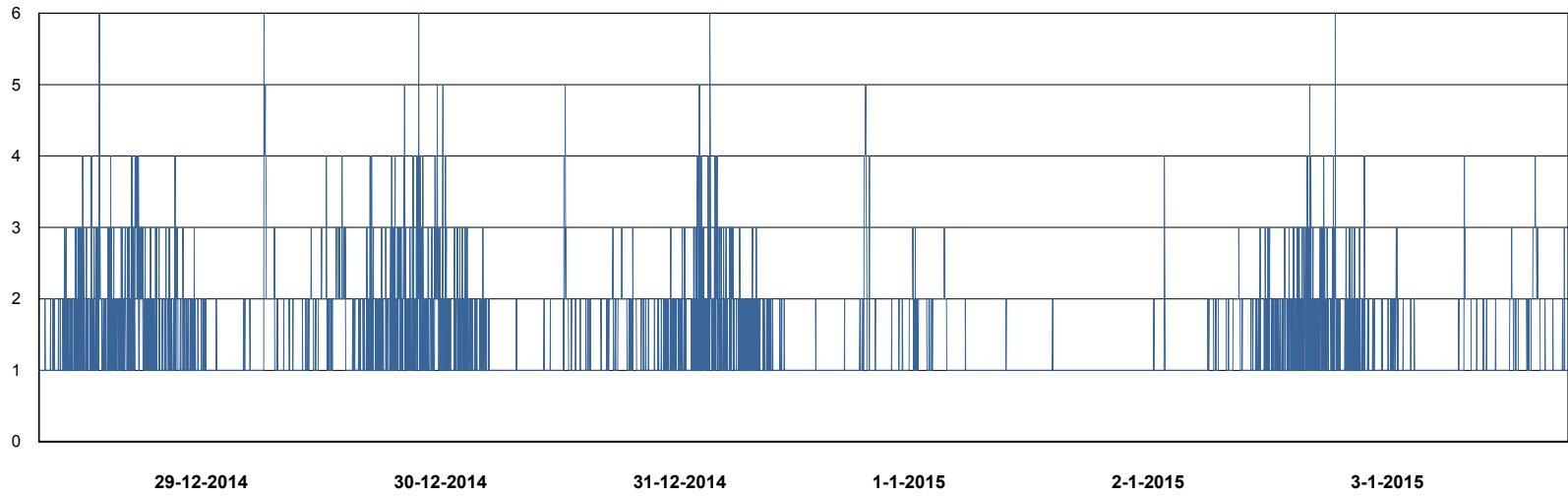
Customer PCO Production
Database ID 44



DATABASE PERFORMANCE PCODB_Production



- DB Processes Max
- DB Processes Used
- DB Sessions Max
- DB Sessions Used
- Users Connected



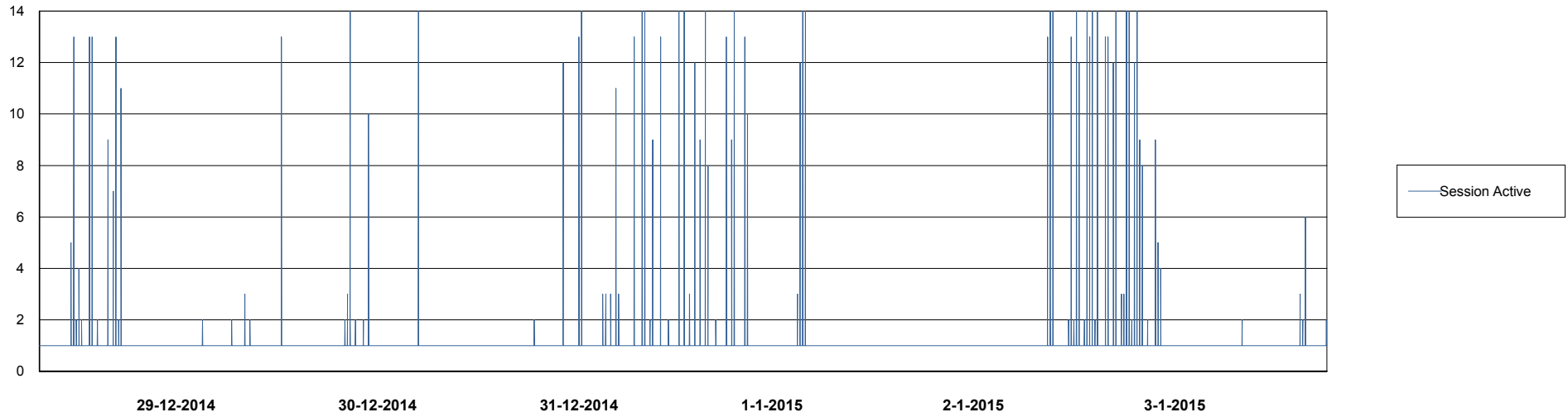
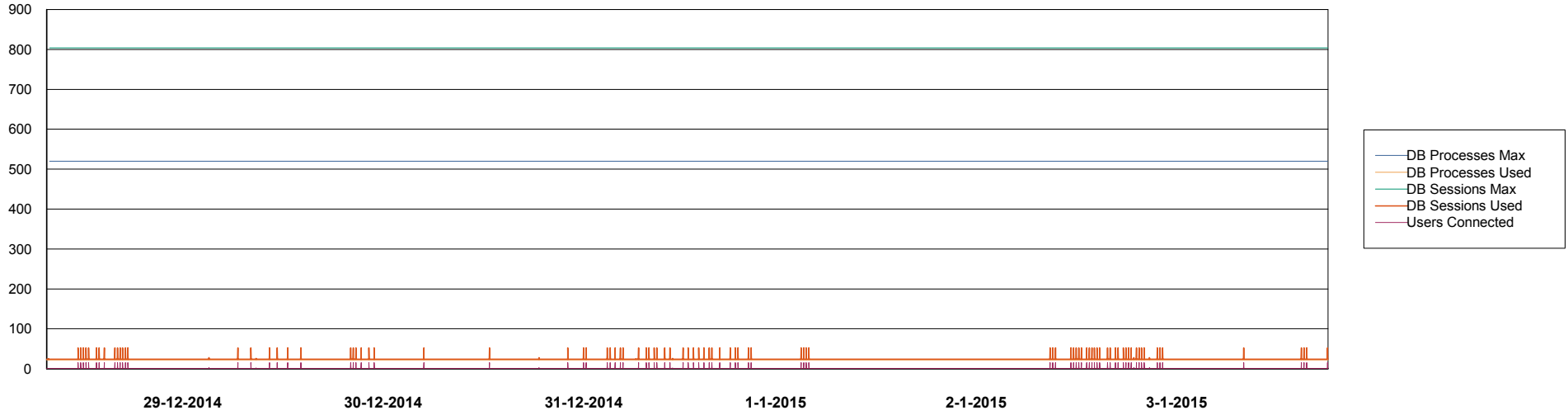
- Session Active

Weekly SLA Customer Report

Customer PCO Production
Database ID 44



DATABASE PERFORMANCE PCODB_Standby



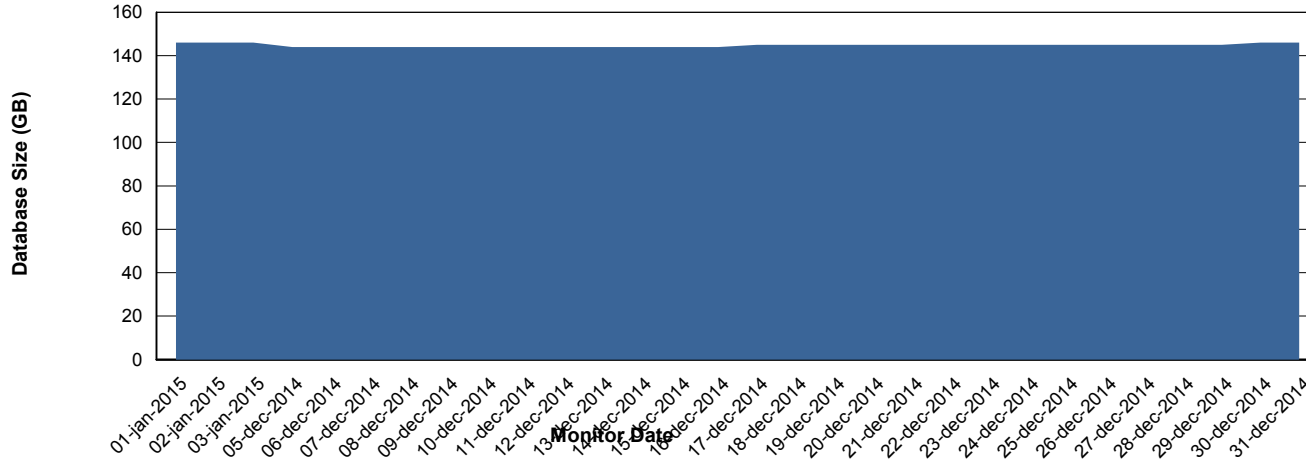
Weekly SLA Customer Report

Customer PCO Production
 Database ID 44



=====
 DATABASE SIZE PCODB_Production
 =====

Database growth over last month



=====
 DATABASE TABLESPACES PCODB_Production
 =====

TOTAL DATABASE SIZE PER TABLESPACE

Date	Tablespace Name	Filesize (Gb)	Usedsize (Gb)	Percentage free
3-1-2015	ABSDATA	72	60	17
	INDX	99	85	14
2-1-2015	ABSDATA	72	60	17
	INDX	99	85	14
1-1-2015	ABSDATA	72	60	17
	INDX	99	85	14
31-12-2014	ABSDATA	72	60	17
	INDX	99	85	14
30-12-2014	ABSDATA	72	60	17
	INDX	99	84	15
29-12-2014	ABSDATA	72	60	17
	INDX	99	84	15
28-12-2014	ABSDATA	72	59	18
	INDX	99	84	15

Weekly SLA Customer Report

Customer PCO Production
Database ID 44



=====
STANDBY DATABASE HEALTH PCO Production
=====

Recovery lag for last 7 days

