

Weekly SLA Customer Report

Customer PCO Production
 Database ID 44



=====
 HARDDISK USAGE PCO_PRD_ORACLE1
 =====

	Total disk space on C (GB)	Free disk space on C (GB)	Total disk space on D (GB)	Free disk space on D (GB)
1-11-2014	279	218	838	112
31-10-2014	279	218	838	129
30-10-2014	279	218	838	132
29-10-2014	279	218	838	135
28-10-2014	279	218	838	138
27-10-2014	279	218	838	141
26-10-2014	279	218	838	142

=====
 HARDDISK USAGE PCO_PRD_ORACLE2
 =====

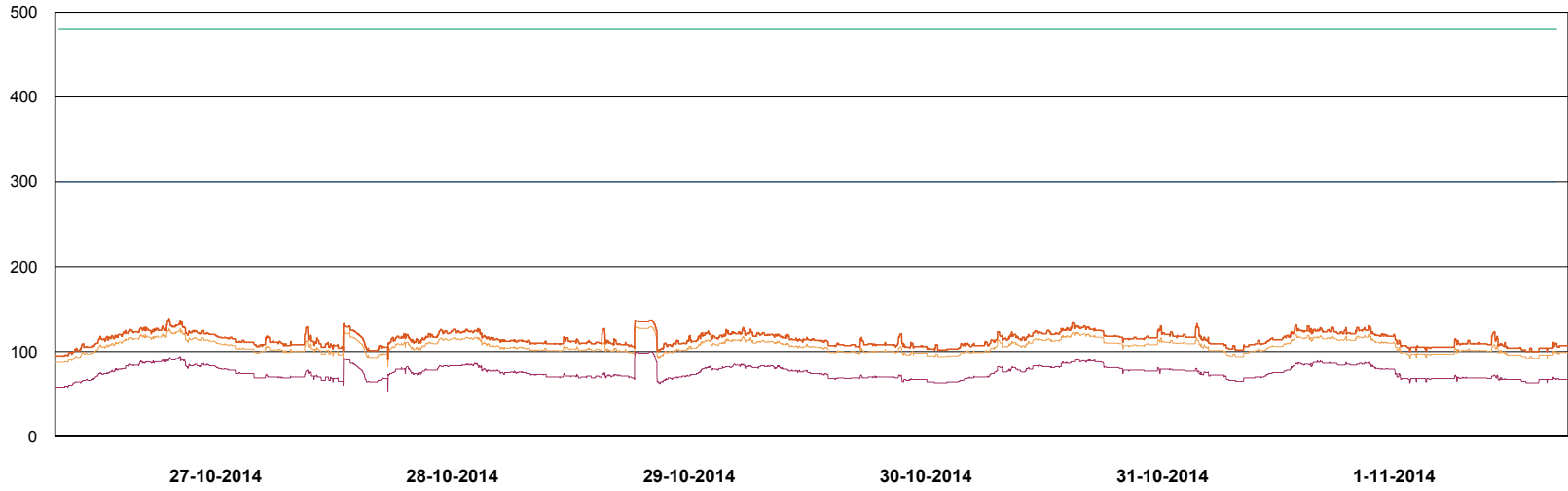
	Total disk space on C (GB)	Free disk space on C (GB)	Total disk space on D (GB)	Free disk space on D (GB)
1-11-2014	279	223	838	552
31-10-2014	279	223	838	554
30-10-2014	279	223	838	557
29-10-2014	279	223	838	560
28-10-2014	279	223	838	562
27-10-2014	279	223	838	565
26-10-2014	279	224	838	567

Weekly SLA Customer Report

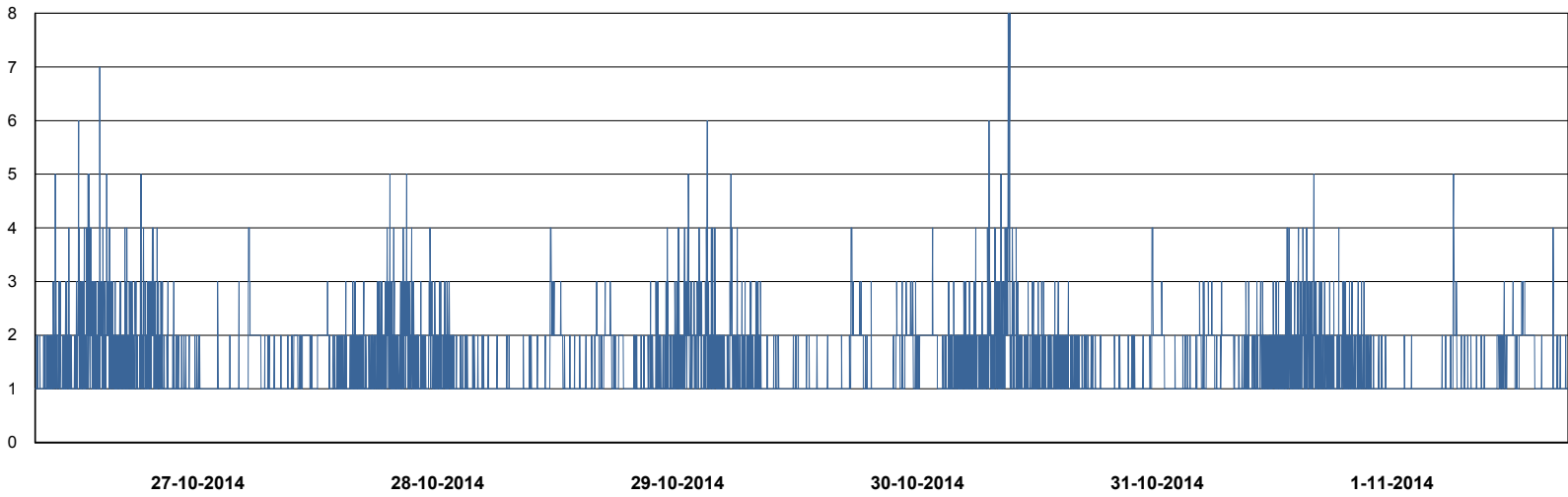
Customer PCO Production
Database ID 44



DATABASE PERFORMANCE PCODB_Production



- DB Processes Max
- DB Processes Used
- DB Sessions Max
- DB Sessions Used
- Users Connected



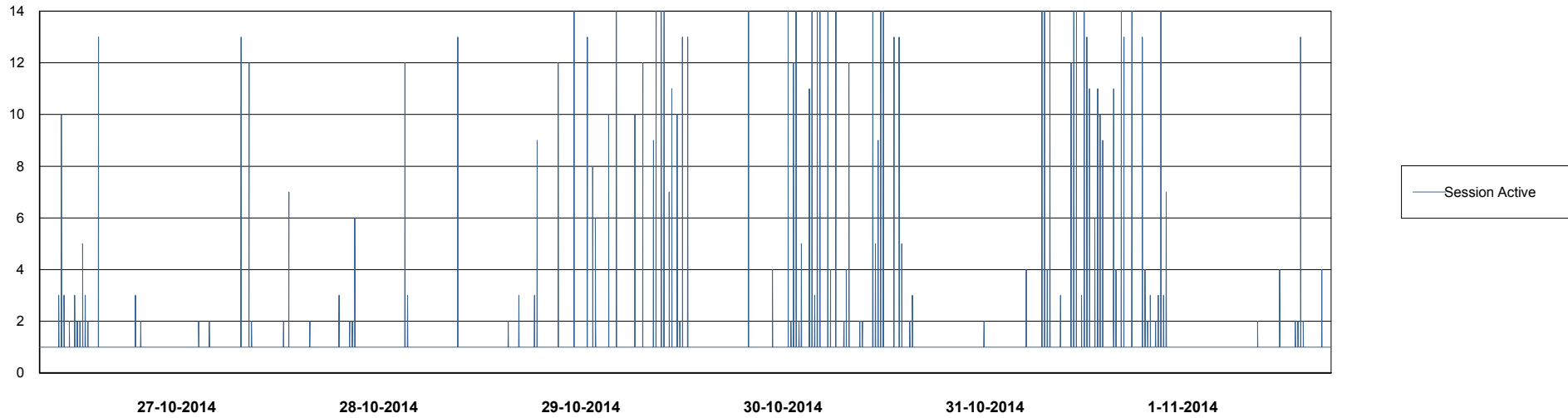
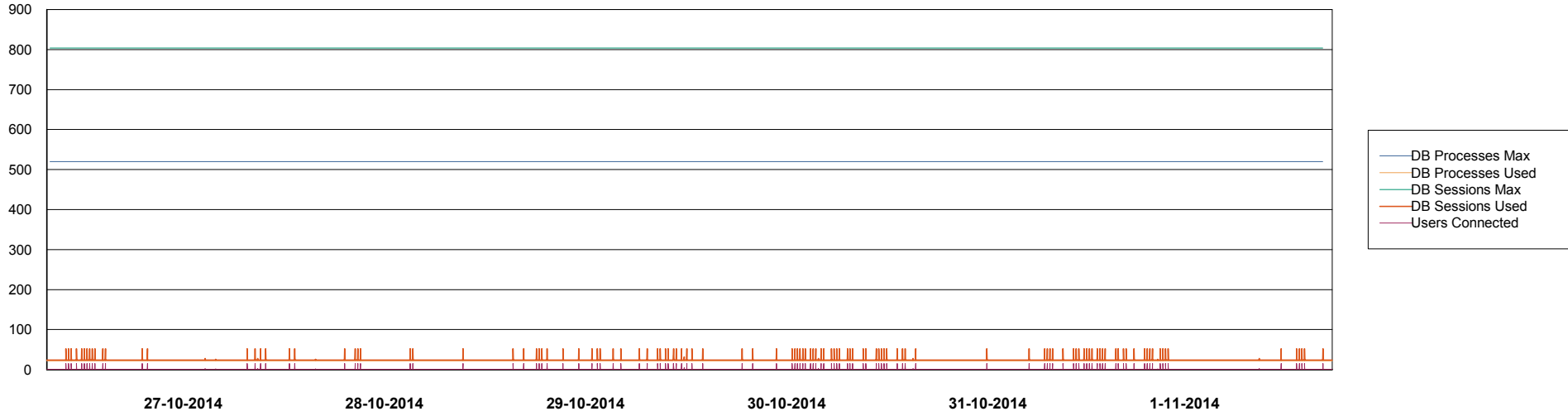
- Session Active

Weekly SLA Customer Report

Customer PCO Production
Database ID 44



DATABASE PERFORMANCE PCODB_Standby



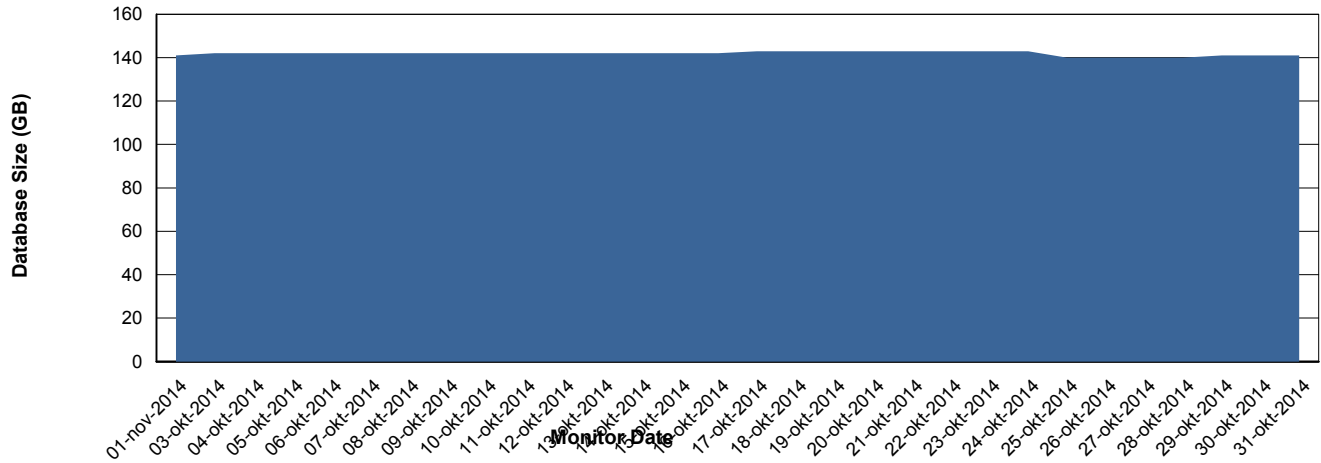
Weekly SLA Customer Report

Customer PCO Production
 Database ID 44



=====
 DATABASE SIZE PCODB_Production
 =====

Database growth over last month



=====
 DATABASE TABLESPACES PCODB_Production
 =====

TOTAL DATABASE SIZE PER TABLESPACE

Date	Tablespace Name	Filesize (Gb)	Usedsize (Gb)	Percentage free
1-11-2014	ABSDATA	72	58	19
	INDX	99	81	18
31-10-2014	ABSDATA	72	58	19
	INDX	99	81	18
30-10-2014	ABSDATA	72	58	19
	INDX	99	81	18
29-10-2014	ABSDATA	72	58	19
	INDX	99	81	18
28-10-2014	ABSDATA	72	58	19
	INDX	99	81	18
27-10-2014	ABSDATA	72	58	19
	INDX	99	81	18
26-10-2014	ABSDATA	72	58	19
	INDX	99	81	18

Weekly SLA Customer Report

Customer PCO Production
Database ID 44



=====
STANDBY DATABASE HEALTH PCO Production
=====

Recovery lag for last 7 days

