

# Weekly SLA Customer Report

---

Customer      WBL\_Production  
Database ID    40

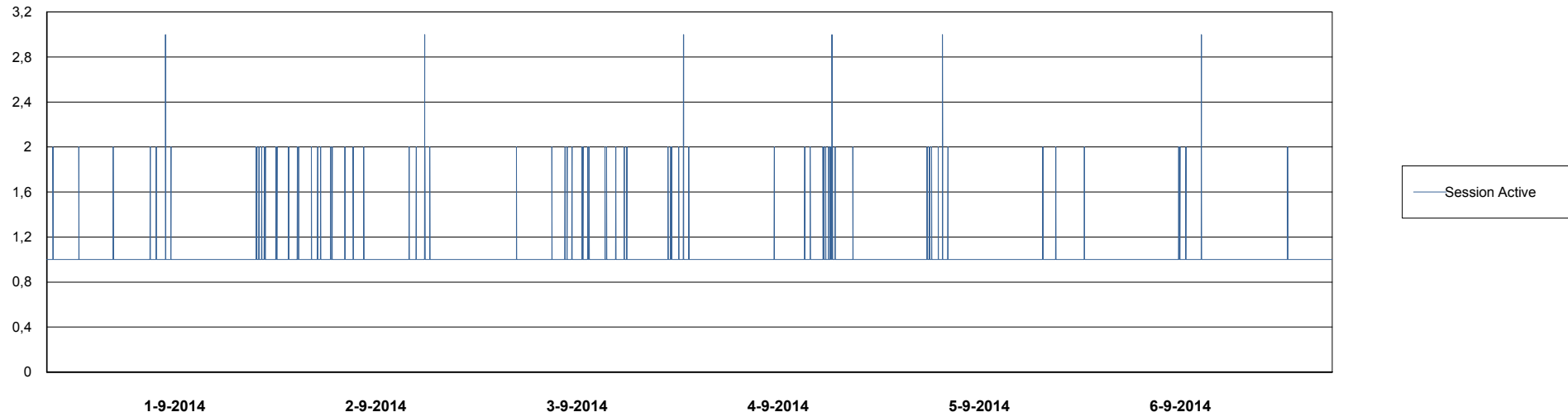
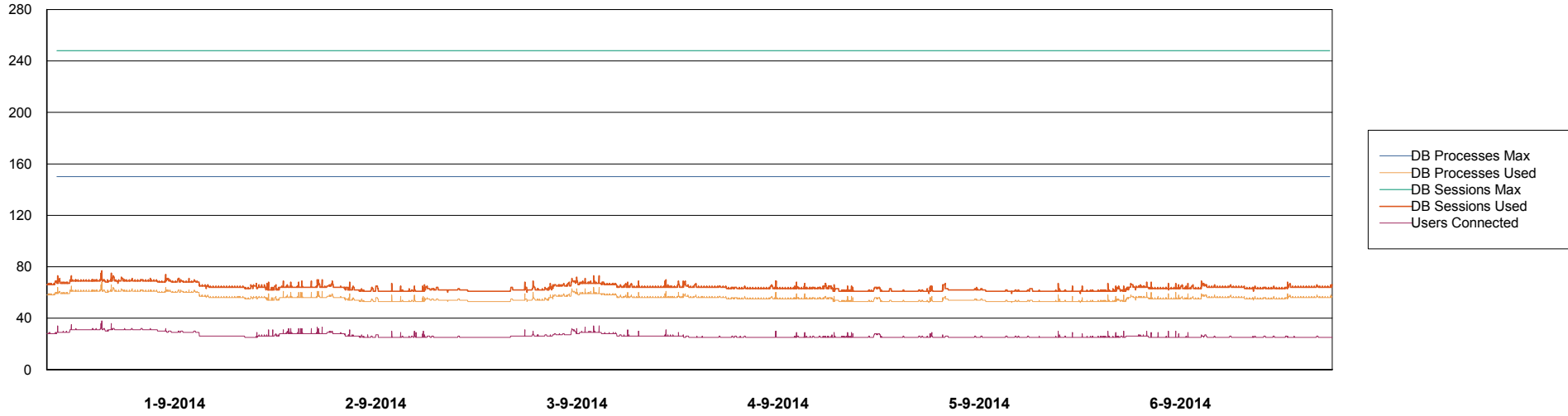


# Weekly SLA Customer Report

Customer WBL\_Production  
Database ID 40



## DATABASE PERFORMANCE WBLDB\_Production

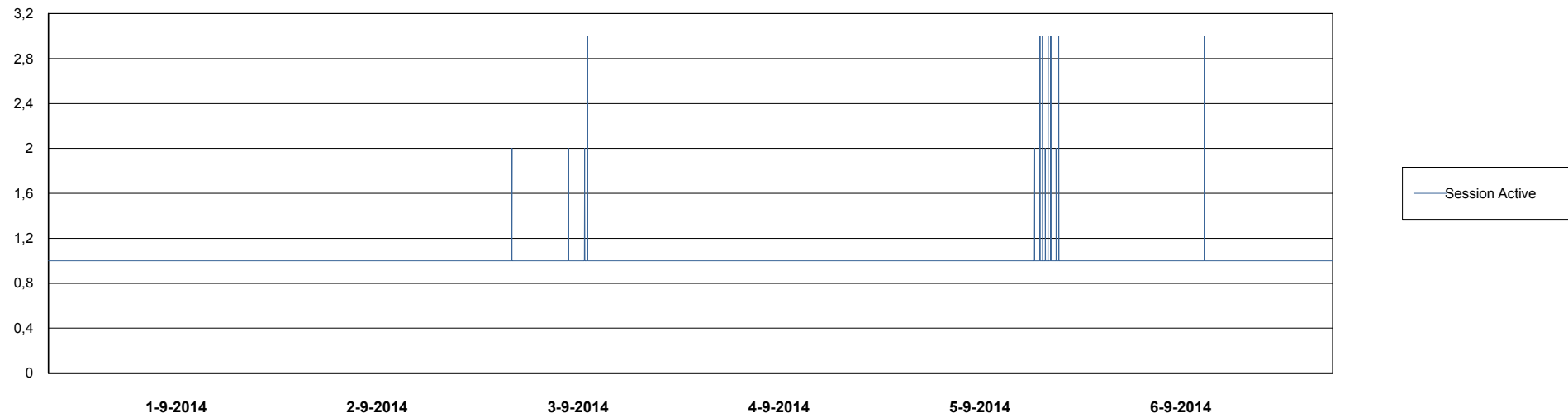
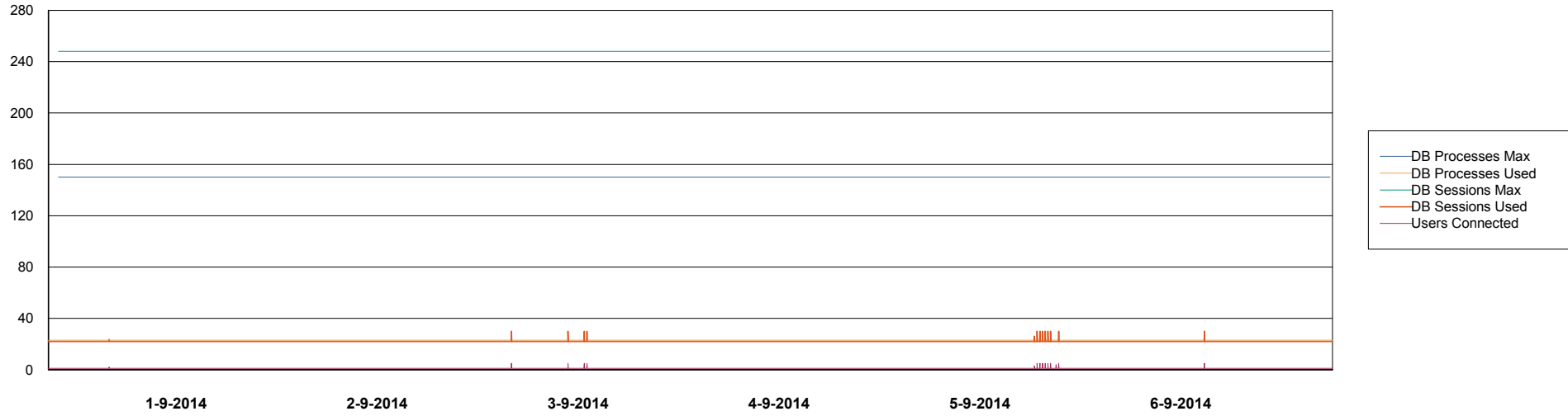


# Weekly SLA Customer Report

Customer WBL\_Production  
Database ID 40



DATABASE PERFORMANCE WBLDB\_Standby



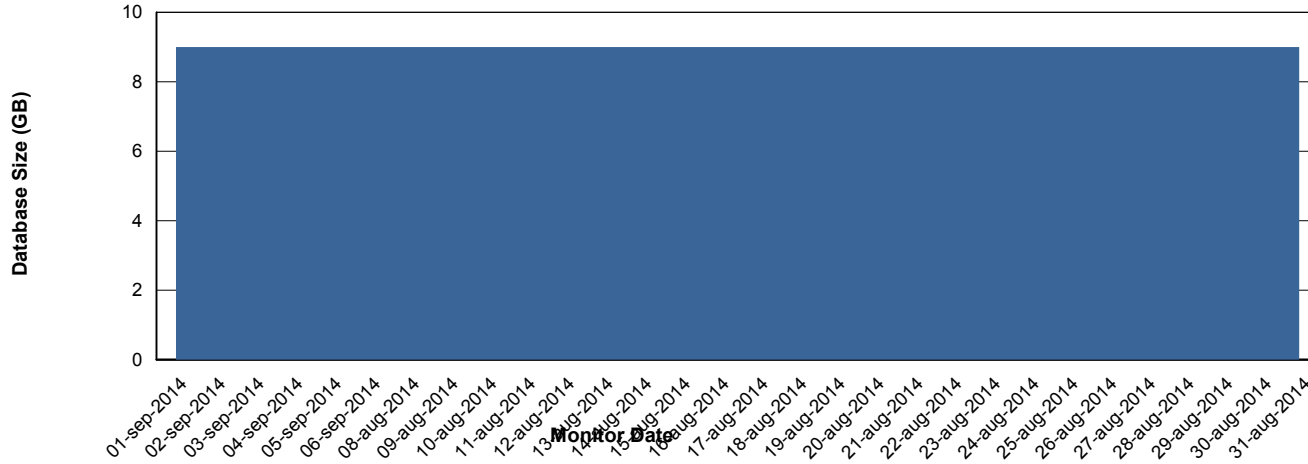
# Weekly SLA Customer Report

Customer WBL\_Production  
 Database ID 40



=====  
 DATABASE SIZE WBLDB\_Production  
 =====

## Database growth over last month



=====  
 DATABASE TABLESPACES WBLDB\_Production  
 =====

### TOTAL DATABASE SIZE PER TABLESPACE

Date	Tablespace Name	Filesize (Gb)	Usedsize (Gb)	Percentage free
6-9-2014	ABSDATA	6	4	33
	INDX	5	4	20
5-9-2014	ABSDATA	6	4	33
	INDX	5	4	20
4-9-2014	ABSDATA	6	4	33
	INDX	5	4	20
3-9-2014	ABSDATA	6	4	33
	INDX	5	4	20
2-9-2014	ABSDATA	6	4	33
	INDX	5	4	20
1-9-2014	ABSDATA	6	4	33
	INDX	5	4	20
31-8-2014	ABSDATA	6	4	33
	INDX	5	4	20

# Weekly SLA Customer Report

Customer WBL\_Production  
Database ID 40



=====  
STANDBY DATABASE HEALTH WBL\_Production  
=====

### Recovery lag for last 7 days

