

Weekly SLA Customer Report

Customer PCO Production
 Database ID 44



=====
 HARDDISK USAGE PCO_PRD_ORACLE1
 =====

	Total disk space on C (GB)	Free disk space on C (GB)	Total disk space on D (GB)	Free disk space on D (GB)
6-9-2014	279	218	838	241
5-9-2014	279	218	838	243
4-9-2014	279	218	838	246
3-9-2014	279	218	838	260
2-9-2014	279	218	838	297
1-9-2014	279	218	838	332
31-8-2014	279	218	838	355

=====
 HARDDISK USAGE PCO_PRD_ORACLE2
 =====

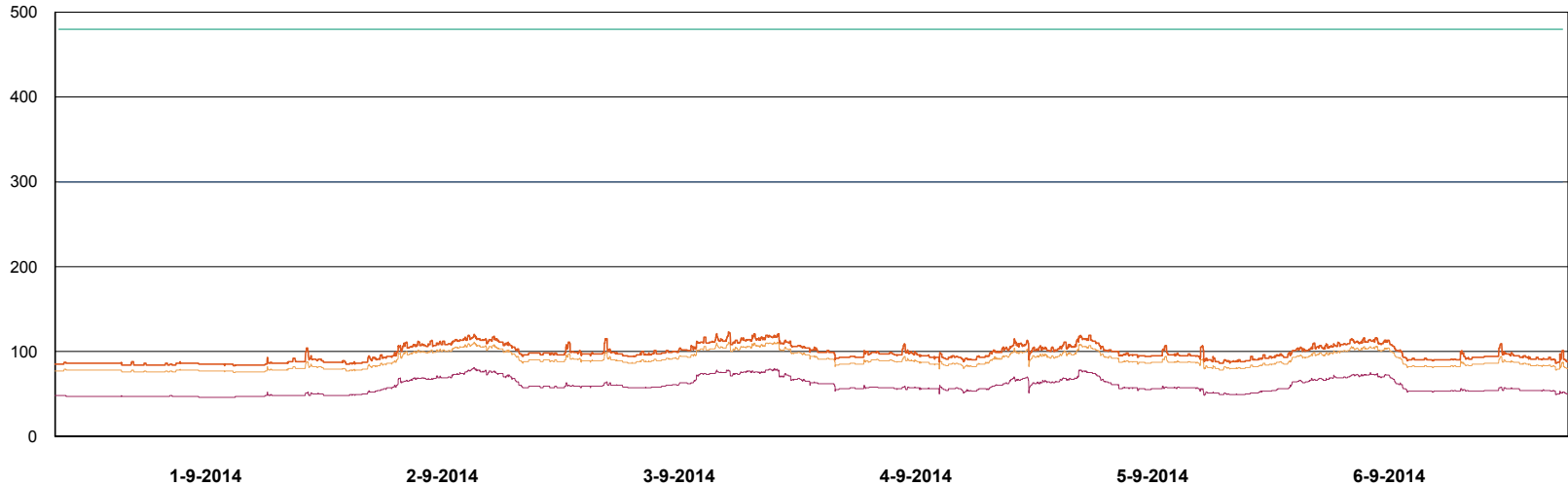
	Total disk space on C (GB)	Free disk space on C (GB)	Total disk space on D (GB)	Free disk space on D (GB)
6-9-2014	279	224	838	502
5-9-2014	279	225	838	504
4-9-2014	279	225	838	507
3-9-2014	279	224	838	509
2-9-2014	279	224	838	512
1-9-2014	279	224	838	513
31-8-2014	279	224	838	514

Weekly SLA Customer Report

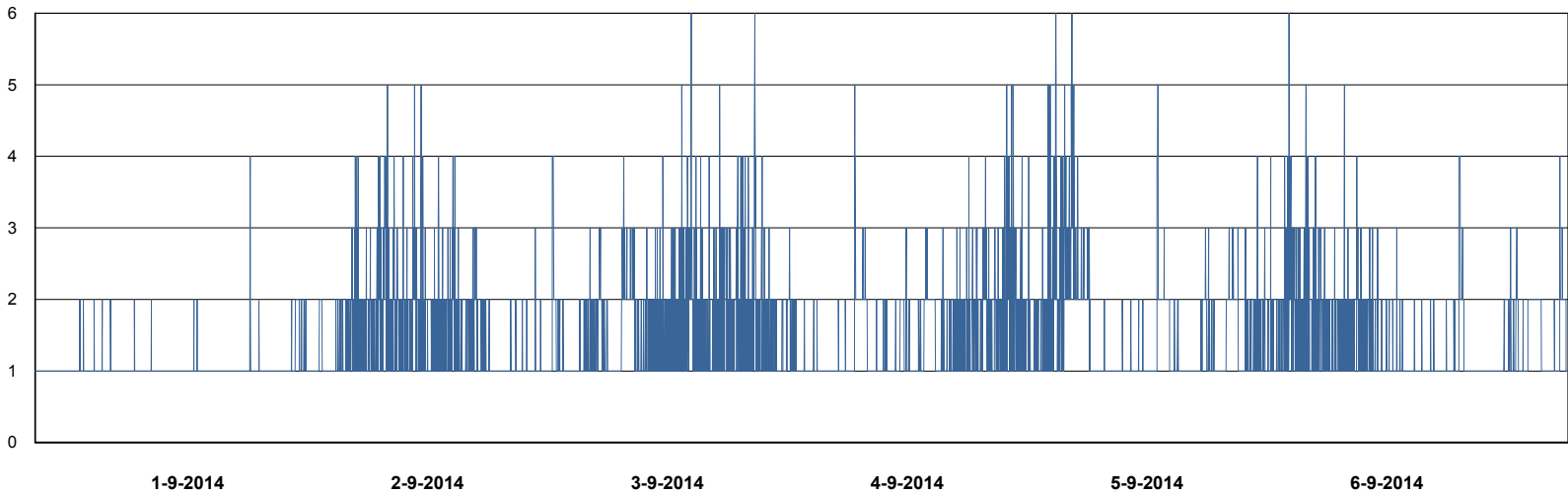
Customer PCO Production
Database ID 44



DATABASE PERFORMANCE PCODB_Production



- DB Processes Max
- DB Processes Used
- DB Sessions Max
- DB Sessions Used
- Users Connected



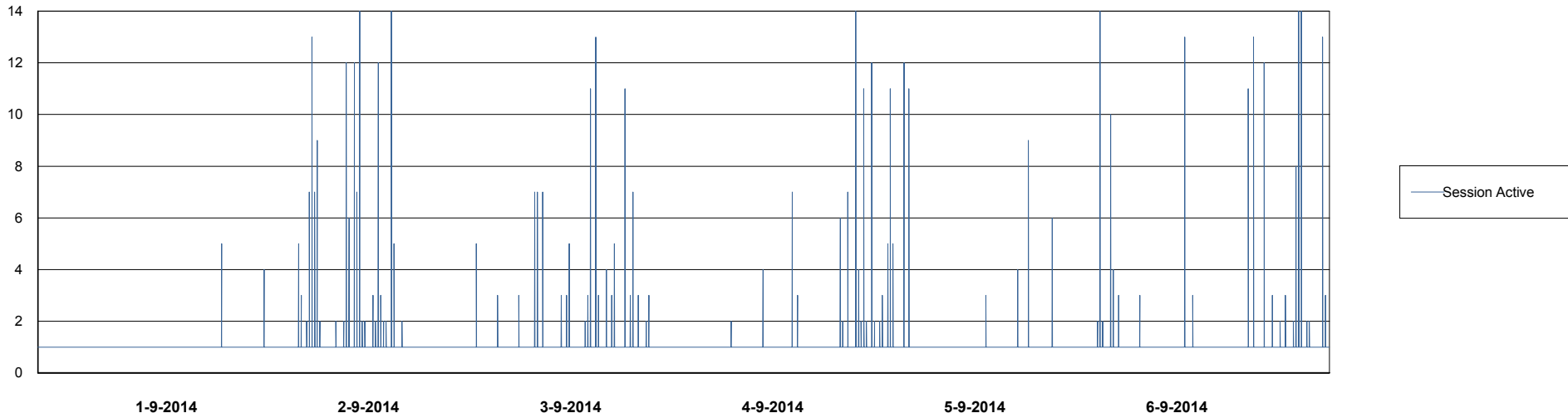
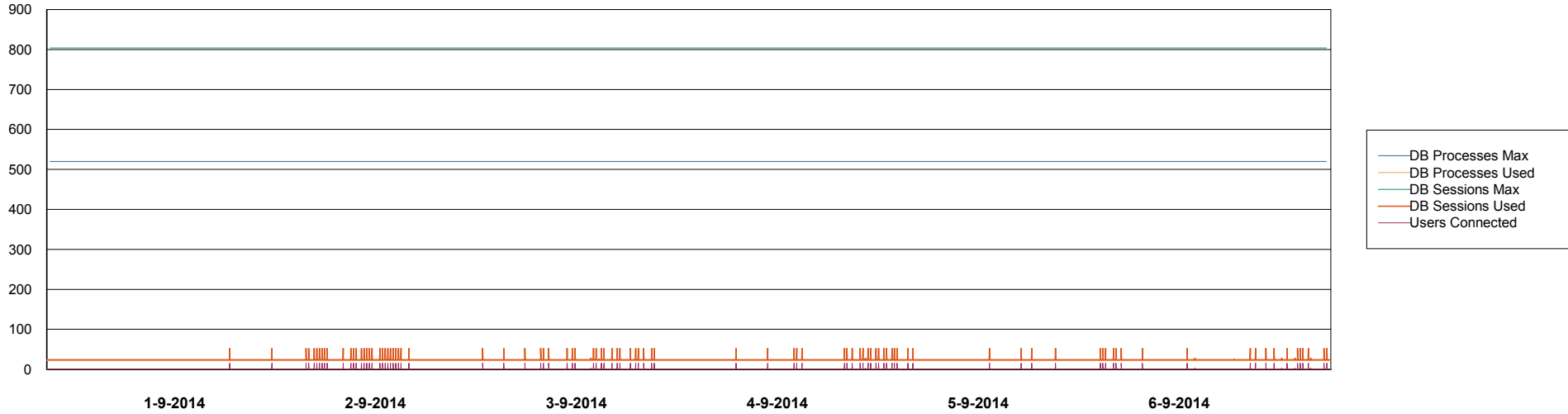
- Session Active

Weekly SLA Customer Report

Customer PCO Production
Database ID 44



=====
DATABASE PERFORMANCE PCODB_Standby
=====



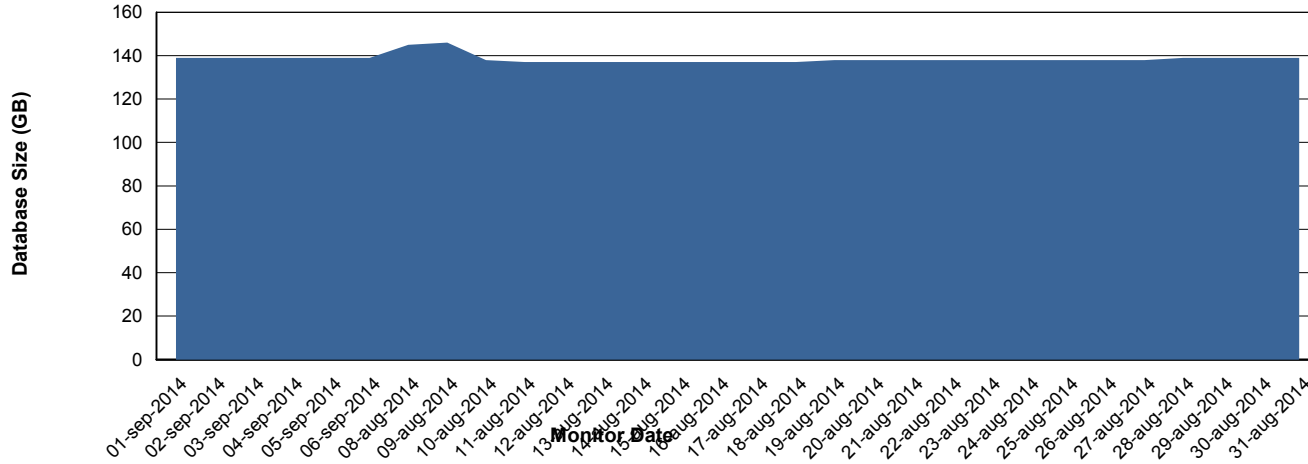
Weekly SLA Customer Report

Customer PCO Production
 Database ID 44



=====
 DATABASE SIZE PCODB_Production
 =====

Database growth over last month



=====
 DATABASE TABLESPACES PCODB_Production
 =====

TOTAL DATABASE SIZE PER TABLESPACE

Date	Tablespace Name	Filesize (Gb)	Usedsize (Gb)	Percentage free
6-9-2014	ABSDATA	72	57	21
	INDX	99	77	22
5-9-2014	ABSDATA	72	57	21
	INDX	99	77	22
4-9-2014	ABSDATA	72	57	21
	INDX	99	77	22
3-9-2014	ABSDATA	72	57	21
	INDX	99	77	22
2-9-2014	ABSDATA	72	57	21
	INDX	99	77	22
1-9-2014	ABSDATA	72	57	21
	INDX	99	77	22
31-8-2014	ABSDATA	72	57	21
	INDX	99	77	22

Weekly SLA Customer Report

Customer PCO Production
Database ID 44



=====
STANDBY DATABASE HEALTH PCO Production
=====

Recovery lag for last 7 days

