



ABSSolute Business Intelligence

Release notes

Contents

Which version do I have today?	4
Version 1.09.09v.....	5
Version 1.09.09u	5
Version 1.09.09s	5
Version 1.09.09a.....	6
Version 1.09.09.....	7
Version 1.09.08.....	13
Version 1.09.07a.....	14
Version 1.09.07.....	15
Version 1.09.06.....	19
Version 1.09.05.....	21
Version 1.09.04.....	25
Version 1.09.03.....	27
Version 1.09.02.....	29
Version 1.09.01.....	31
Version 1.09.00.....	32
Version 1.08.46a.....	35
Version 1.08.46.....	35
Version 1.08.45.....	36
Version 1.08.44.....	37
Version 1.08.43a.....	37
Version 1.08.43.....	37
Version 1.08.42a.....	37
Version 1.08.42.....	37
Version 1.08.41a.....	38
Version 1.08.41.....	38
Version 1.08.40a.....	39

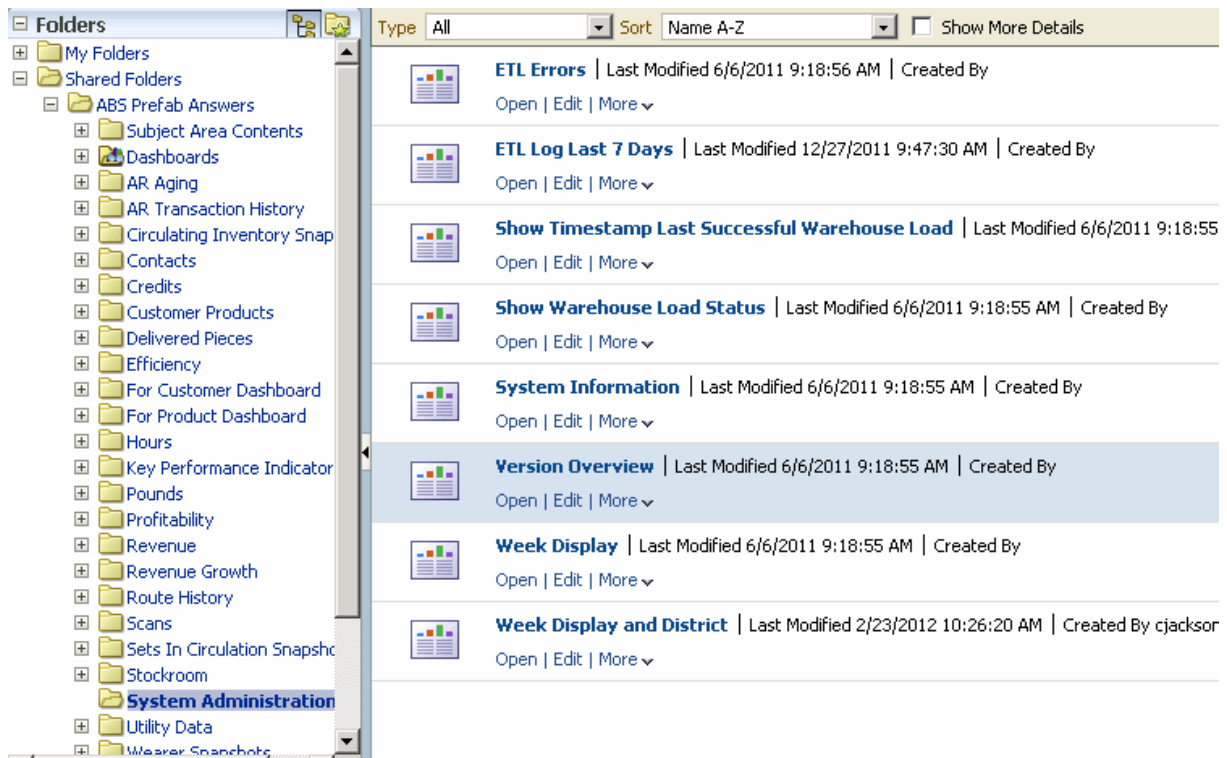
Version 1.08.40.....	39
Version 1.08.39.....	40
Version 1.08.38.....	41
Version 1.08.37.....	44
Version 1.08.36.....	46
Version 1.08.35.....	48
Version 1.08.34.....	49
Version 1.08.33.....	51
Version 1.08.32.....	55
Version 1.08.31.....	57
Version 1.08.30.....	62
Version 1.08.29.....	66
Version 1.08.28b	67
Version 1.08.28a.....	67
Version 1.08.28.....	68
Version 1.08.27.....	72
Version 1.08.26.....	74
Version 1.08.25.....	76
Version 1.08.24.....	77
Version 1.08.23.....	78
Version 1.08.22.....	80
Version 1.08.21.....	81
Version 1.08.20.....	82
Version 1.08.19.....	84
Version 1.08.18.....	86
Version 1.08.17a.....	87
Version 1.08.17.....	87
Version 1.08.16.....	88
Version 1.08.15c.....	90
Version 1.08.15b	91
Version 1.08.15a.....	91
Version 1.08.15.....	91
Version 1.08.14c.....	92



Version 1.08.14b	92
Version 1.08.14a.....	92
Version 1.08.14.....	92
Version 1.08.13c.....	92
Version 1.08.13b	92
Version 1.08.13a.....	93
Version 1.08.13.....	93
Version 1.08.12.....	97
Version 1.08.11.....	99
Version 1.08.10.....	99
Version 1.08.09.....	99
Version 1.08.08.....	99
Version 1.08.07.....	100

Which version do I have today?

Open Catalog: Shared Folders \ ABS Prefab Answers \ System Administration

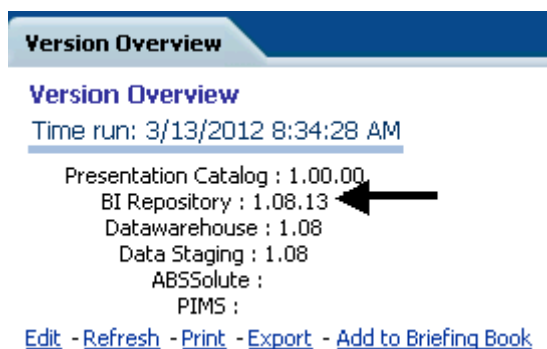


The screenshot shows a BI Catalog interface. On the left, a 'Folders' pane displays a tree structure under 'Shared Folders' > 'ABS Prefab Answers'. The 'System Administration' folder is selected. On the right, a list of reports is displayed, sorted by name (A-Z). The 'Version Overview' report is highlighted. The report list includes:

- ETL Errors** | Last Modified 6/6/2011 9:18:56 AM | Created By
- ETL Log Last 7 Days** | Last Modified 12/27/2011 9:47:30 AM | Created By
- Show Timestamp Last Successful Warehouse Load** | Last Modified 6/6/2011 9:18:55
- Show Warehouse Load Status** | Last Modified 6/6/2011 9:18:55 AM | Created By
- System Information** | Last Modified 6/6/2011 9:18:55 AM | Created By
- Version Overview** | Last Modified 6/6/2011 9:18:55 AM | Created By
- Week Display** | Last Modified 6/6/2011 9:18:55 AM | Created By
- Week Display and District** | Last Modified 2/23/2012 10:26:20 AM | Created By cjackson

Open analysis: **Version Overview**

Check BI Repository version:



The screenshot shows the 'Version Overview' report. The title bar reads 'Version Overview'. Below the title, the report content is as follows:

Version Overview
 Time run: 3/13/2012 8:34:28 AM

- Presentation Catalog : 1.00.00
- BI Repository : 1.08.13
- Datawarehouse : 1.08
- Data Staging : 1.08
- ABSSolute :
- PIMS :

At the bottom of the report, there are links: [Edit](#) - [Refresh](#) - [Print](#) - [Export](#) - [Add to Briefing Book](#). A black arrow points to the 'BI Repository : 1.08.13' line.



Version 1.09.09v

Release Date: **07/12/2023**

Changes:

- Enlarged contact notes fields to comply with length in ABSolute.

Version 1.09.09u

Release Date: **12/10/2023**

Changes:

- Improved GLOBE4 Batch tracking load. Date is now always equal to timestamp date.

Version 1.09.09s

Release Date: **23/05/2023**

Changes:

- Enlarged length ID code field in route transaction
- Fixed issue with double special charges in client costs
- Improved generation process of department costs for special charges
- Improved warehouse load for client rent costs
- Improved warehouse load for deleting AR snapshots
- Improved warehouse load for soil counts
- Improved determination of time zone difference with daylight saving time changes
- Enlarged length of contact message
- Improved load of fiscal calendar
- Improved warehouse load of small dimensions
- Load zero amount invoices in revenue subject area

Version 1.09.09a

Release Date: 21/12/2021

New feature:

- Added residual value % and residual value amount to subject area 'Unique Items'.
Note: those columns are only populated when ABSolute process 'Status Quo Residual Value' or 'Status Quo History Residual Value' is scheduled.



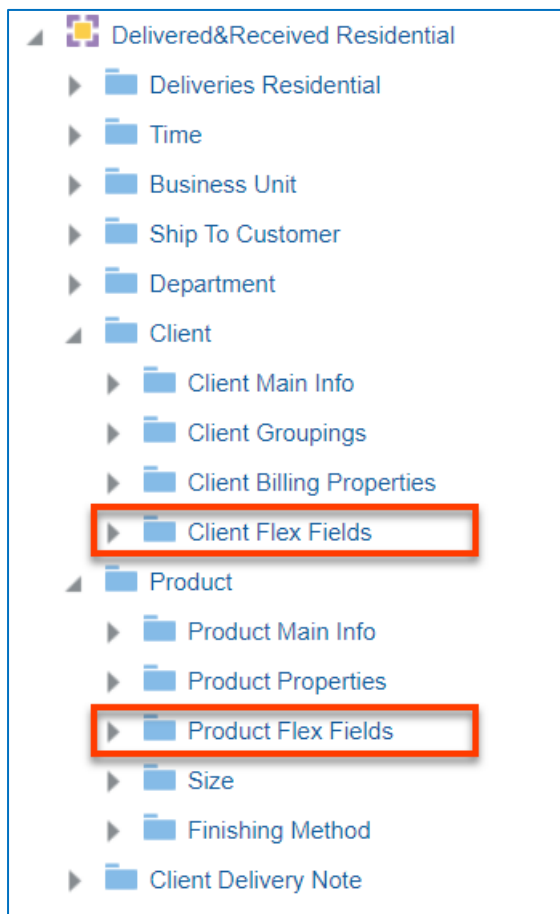
Version 1.09.09

Release Date: **11/11/2021**

New features:

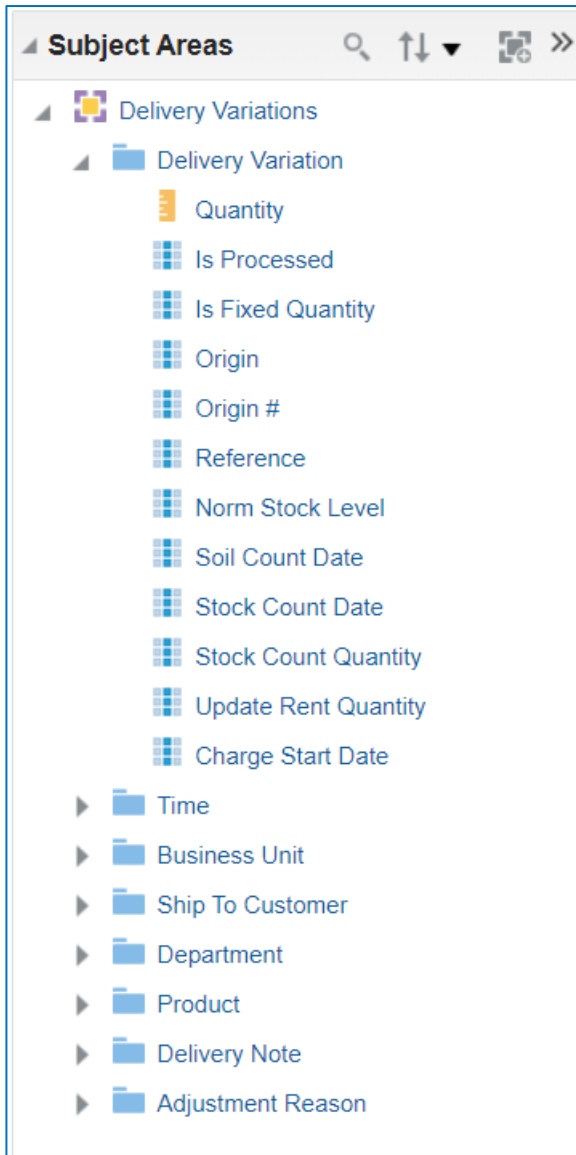
- Flex fields have been made available in all relevant subject areas for:
 - Business Unit
 - Product
 - Department
 - Client
 - Product list per Customer (Customer Products)

Example:

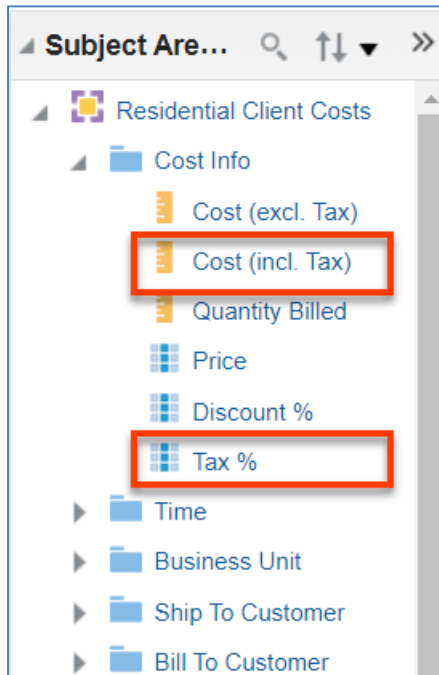


Note: flex field columns for business unit and department are not under a ‘..Flex Fields’ header, but can be found below the existing columns.

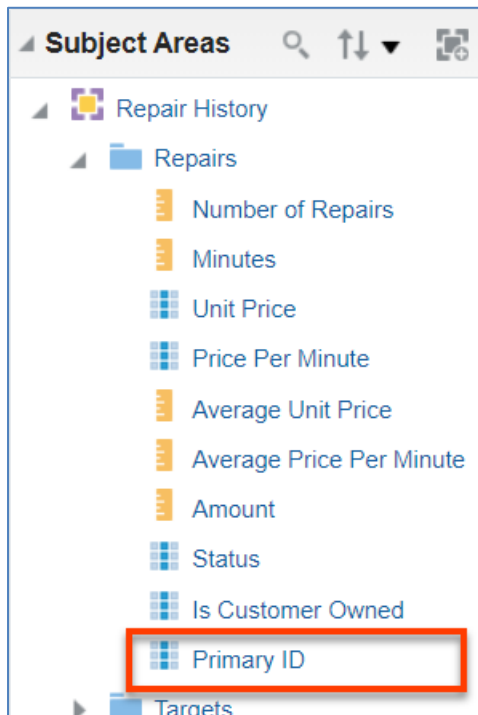
- Added new subject area 'Delivery Variations'



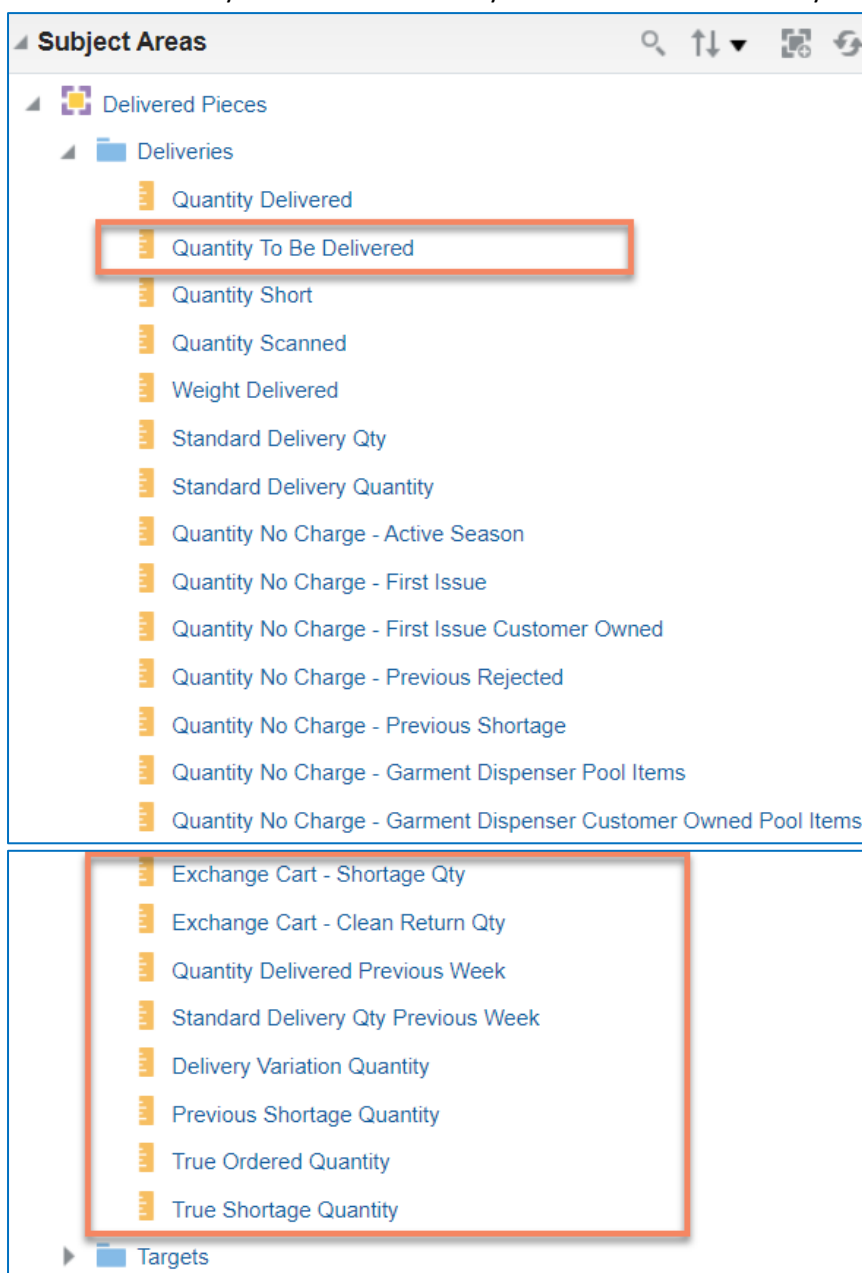
- Added Tax % and Cost including Tax to subject area Residential Client Costs



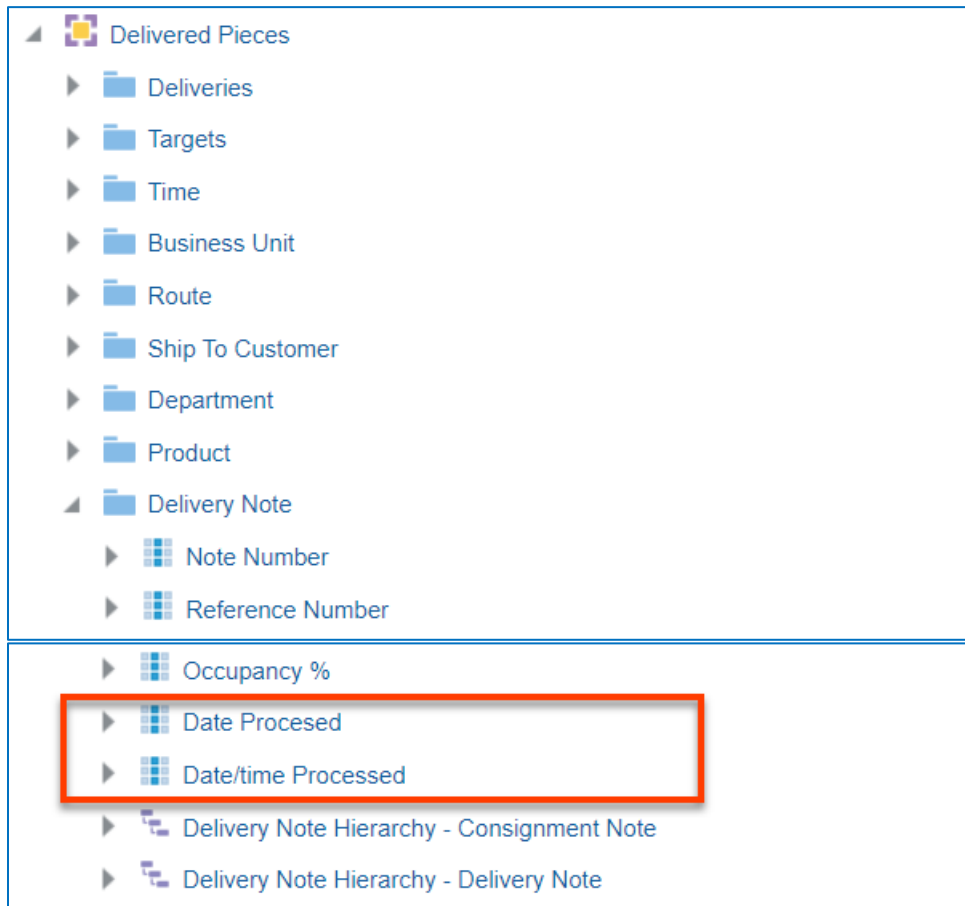
- Added Primary ID to subject area Repair History



- Added several columns to subject area Delivered Pieces:
 - Two exchange cart related columns
 - Previous Week quantity for easier week comparison reporting
 - True Shortage Quantity: this example explains the difference with Quantity Short:
 Customer ordered 92 pcs. Bundle qty = 10. Shortage on previous delivery = 5 *)
 Quantity To Be Delivered = 100 (packing note generation: 92+5 = 97 rounded up)
 Quantity Delivered = 90
 Quantity Short = 100 – 90 = 10 (plant production focused info)
 True Shortage Quantity = 92 – 90 = 2 (customer focused info)
 *) depending on ordering method: some methods clear previous shortages before packing note generation. In this example this is not the case.
- Renamed 'Quantity Ordered' to 'Quantity To Be Delivered' for clarity.



- Added Date Processed and Date/time Processed of a Delivery Note for packing department performance reporting.

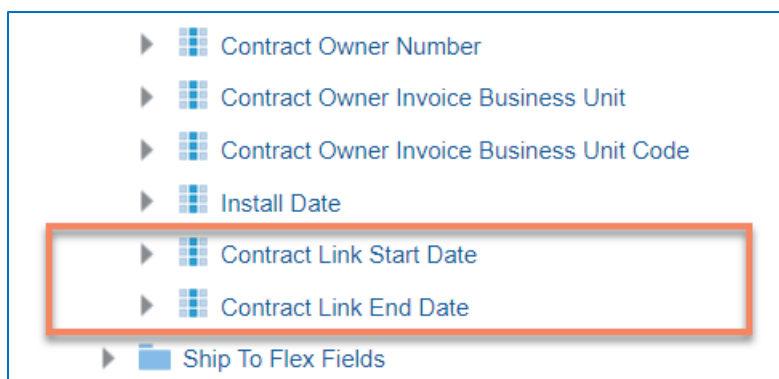


The screenshot shows a tree view under the heading 'Delivered Pieces'. The tree structure is as follows:

- Delivered Pieces
 - Deliveries
 - Targets
 - Time
 - Business Unit
 - Route
 - Ship To Customer
 - Department
 - Product
 - Delivery Note
 - Note Number
 - Reference Number
 - Occupancy %
 - Date Processed**
 - Date/time Processed**
 - Delivery Note Hierarchy - Consignment Note
 - Delivery Note Hierarchy - Delivery Note

The 'Date Processed' and 'Date/time Processed' items are highlighted with a red rectangular box.

- Added Contract Link Start Date and End Date to Ship to Contract and Bill to Contract (all subject areas)



The screenshot shows a list of fields:

- Contract Owner Number
- Contract Owner Invoice Business Unit
- Contract Owner Invoice Business Unit Code
- Install Date
- Contract Link Start Date**
- Contract Link End Date**
- Ship To Flex Fields

The 'Contract Link Start Date' and 'Contract Link End Date' items are highlighted with a red rectangular box.



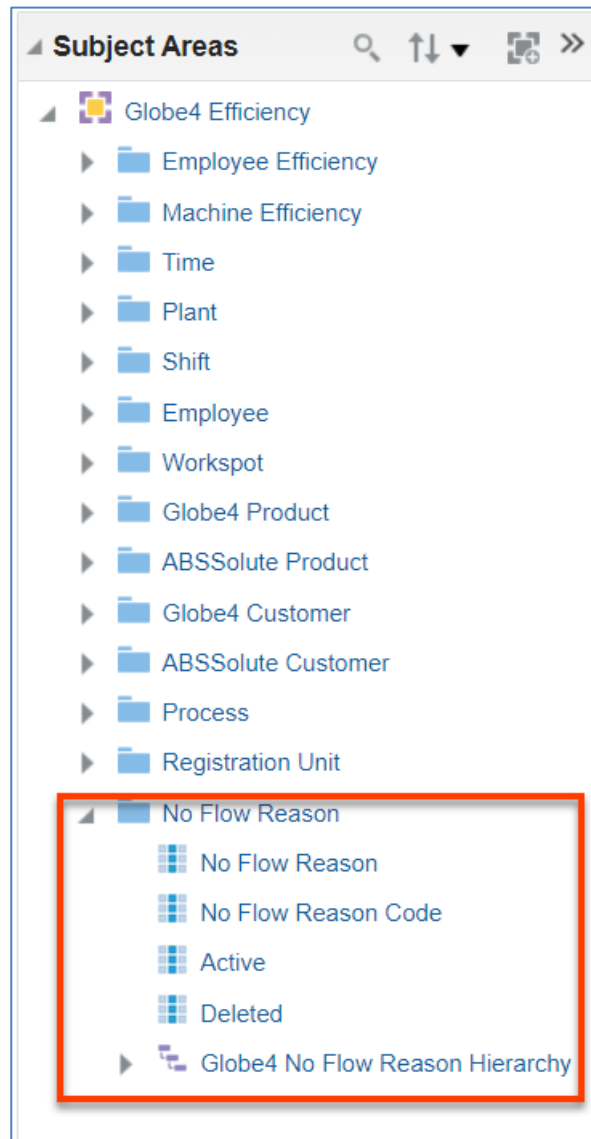
- New ETL setting to report in advance charged rent in in-advance period
- Improved performance warehouse load for loading customer products (product list per customer)
- Improved performance warehouse load for purging deleted department cost rows.
- Fixed issue in warehouse load process for customer 'Install Date' column.
- Fixed issue that deletes in BI User Access were not propagated to the data warehouse.

Version 1.09.08

Release Date: **12/07/2021**

New features:

- Added No Flow Time and No Flow Reason in Globe4 Efficiency Subject area





Version 1.09.07a

Release Date: **7/07/2021**

New features:

- Availability of **Purchase Order** field for Invoice

Performance improvements:

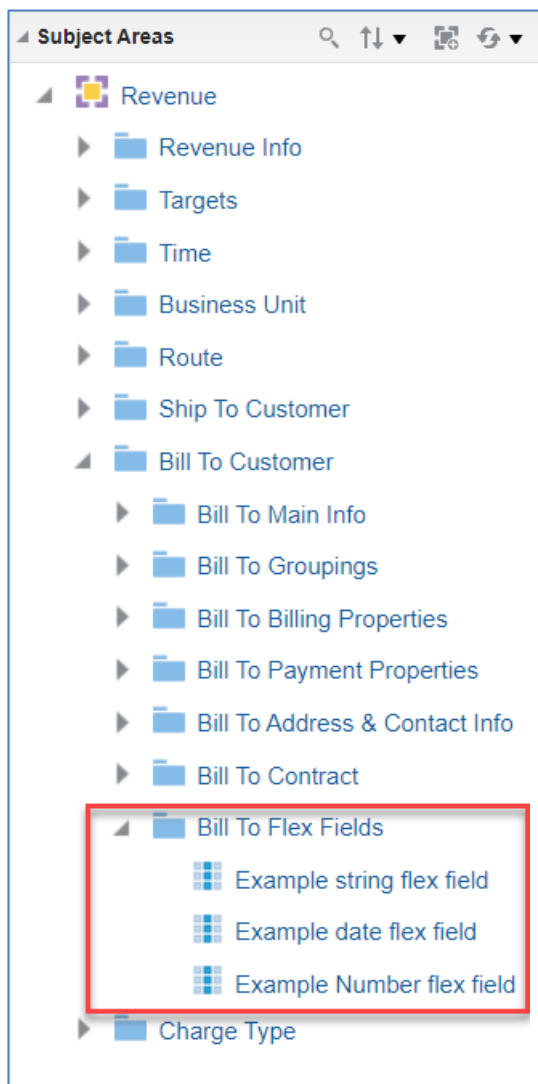
- Added index on transaction type for residential scans for improved query performance

Version 1.09.07

Release Date: **30/06/2021**

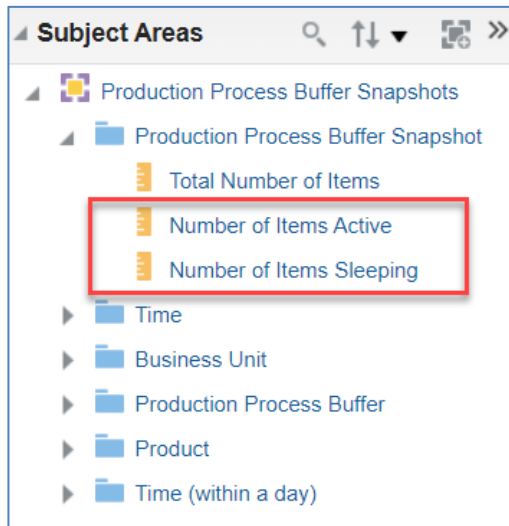
New features:

- Availability of **Flex fields** for both Ship to Customer and Bill to Customer (all subject areas)
Up to 45 flex fields (20 alphanumerical, 20 numerical and 5 dates) for customer dialog are supported. Flex fields for other dialogs can be implemented upon request in future versions.

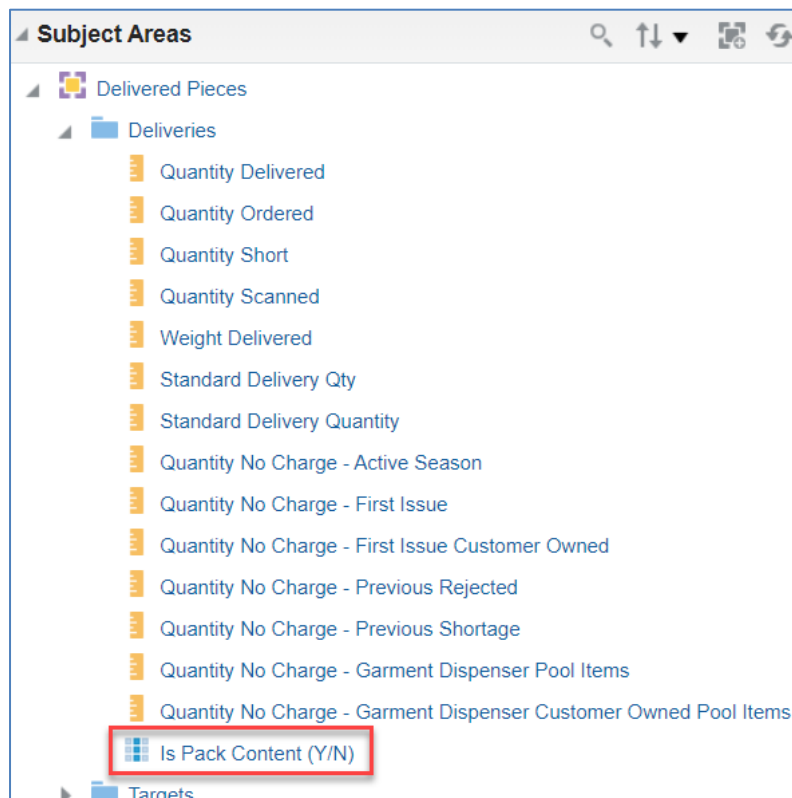


- Additional column **Install Date** in Ship to Contract and Bill to Contract (all subject areas)
- Additional column **Install Date** in subject area 'Customer Products' under 'Customer Product Detail Info' -> 'Customer Product General Info'
Only available from *ABSolute* release 9.05.02 and if system setting SETTLEMENTACTIVE=Y

- Additional columns '**Number of Items Active**' and '**Number of Items Sleeping**' in subject area 'Production Process Buffer Snapshots'. Items are recorded as sleeping when not seen longer than the number of days configured with system setting UHFMONITORDAYSNOTSEENLIMIT. Available from ABSolute release 9.04.00.



- Additional possibility to load delivered pieces of **pack content products**. This feature can be turned on upon request, by ABS staff. Important note: this will have a side effect on all reports based on subject area 'Delivered Pieces', showing content product too, unless a filter is applied on the new column: 'Is Pack Content' equals 'N'. (Column only available when feature is turned on)



- Added **multi-lingual support** for various columns

The data in following columns can be made available in multiple languages

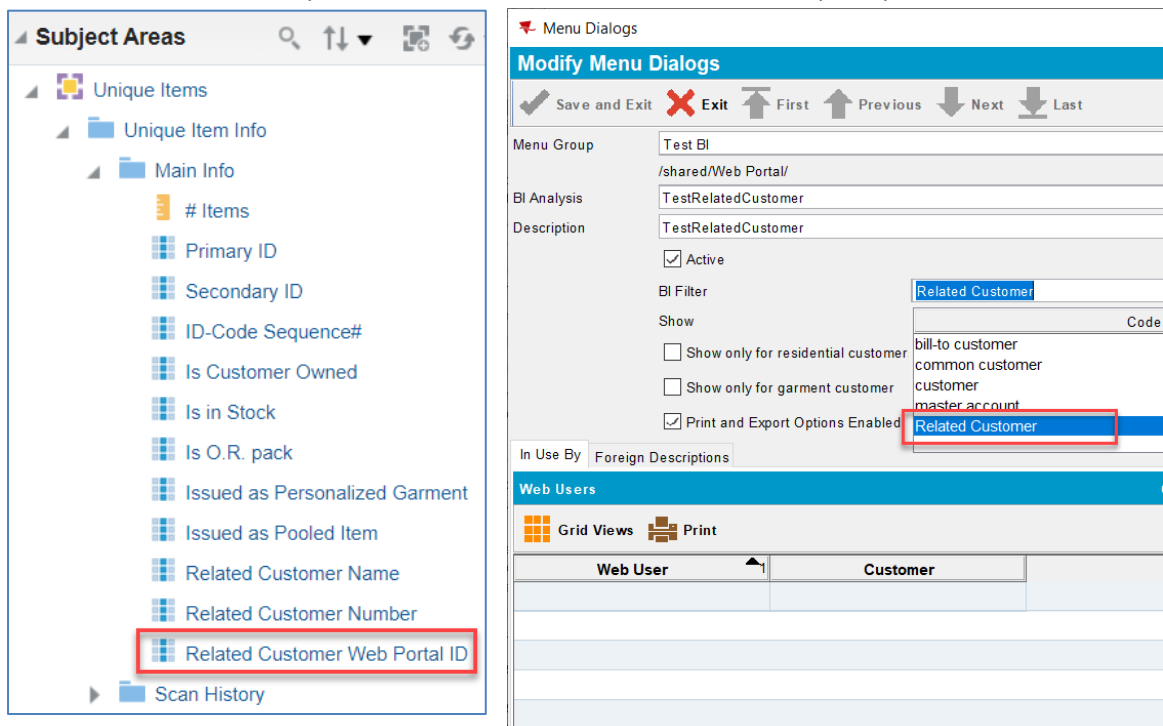
- Charge Type Charge Description and Charge Category
- Contact Category Contact Category
- Container Type Container Type
- Finishing Method Finishing Method
- Reason Reason
- Repair Type Repair Type
- Special Charge Special Charge
- Stay Current Stay and Previous Stay
- Status Current Status and Previous Status
- Transaction Type Transaction Type
- Weighing Category Weighing Category

Note: contact ABS to enable and configure this multi-lingual feature. By default it is turned off. If it was already turned on, it will load and display translations for the above-mentioned columns automatically.

- Additional column '**Related Customer Web Portal ID**' added to subject area 'Unique Items'. This allows filtering on Related Customer for reports that are published at the customer web portal. Useful for example for customer owned items to show how many are in the laundry and how many are at the customer.

How:

In *ABSSolute* choose BI Filter 'Related Customer' when adding a BI analysis to the web portal menu and filter in BI analysis on 'Related Customer Web Portal ID' is prompted'.



The screenshot shows two parts of the software interface. On the left is the 'Subject Areas' tree view, and on the right is the 'Modify Menu Dialogs' configuration window.

Subject Areas: The tree view shows a hierarchy starting with 'Unique Items', followed by 'Unique Item Info', 'Main Info', and '# Items'. Under '# Items', there are several columns listed, with 'Related Customer Web Portal ID' highlighted with a red box.

Modify Menu Dialogs: This window is for configuring a menu item. The 'BI Filter' dropdown is set to 'Related Customer', which is also highlighted with a red box. Below this, a list of customer types is shown, including 'bill-to customer', 'common customer', 'customer', 'master account', and 'Related Customer', with the last one highlighted by a red box. Other fields include 'Menu Group' (Test BI), 'BI Analysis' (TestRelatedCustomer), and 'Description' (TestRelatedCustomer).

- Enlarged the column '**Follow Up Notes**' from 500 to 4.000 characters in subject area 'Contact History - All' and 'Contact History - Closed'

Fixes:

- The calculation for the columns '**Total Circulating Inventory**' and '**Average Circulating Inventory**' in subject area 'Customer Products' has changed in the following way:
If for a customer in product list per customer a product is defined with size '*' as well as with a real size, then the circulating inventory for size '*' will exclude the circ for that real size. This prevents double counting.
Example: customer X with product Y has in product list per customer 2 definitions one with size '*' and one with size "4XL".
The number of items for this customer for this product is 100, for size 4XL there are 7.
Old situation: size * shows 100 in circ, size 4XL 7 in circ.
New situation: size * shows 93 in circ, size 4XL 7 in circ.

Performance improvements data load:

- Performance of 'Insert Missing Product Sizes' for various tables has been improved
- Performance of 'Update Customer Active Contracts' has been improved.
- Performance of loading credits has been improved

Version 1.09.06

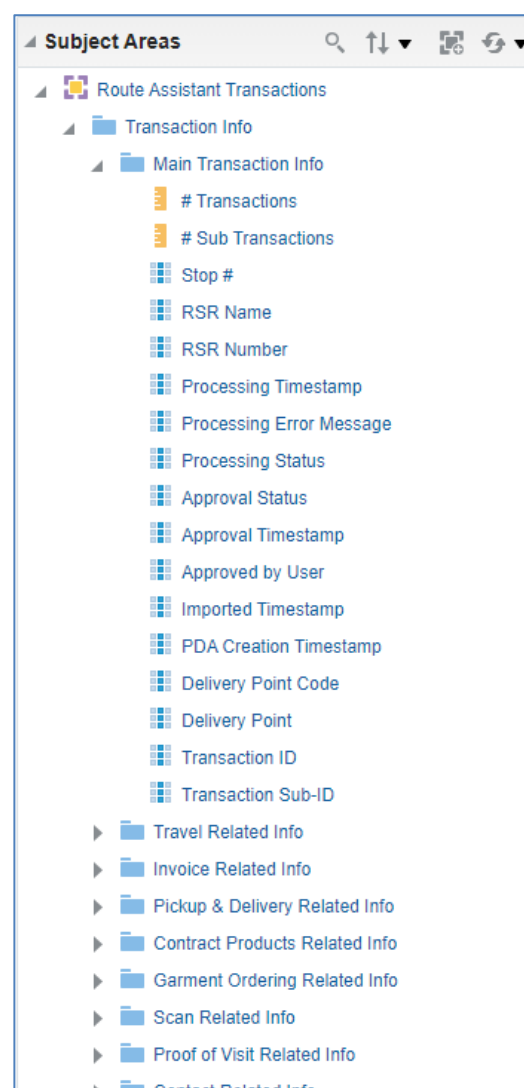
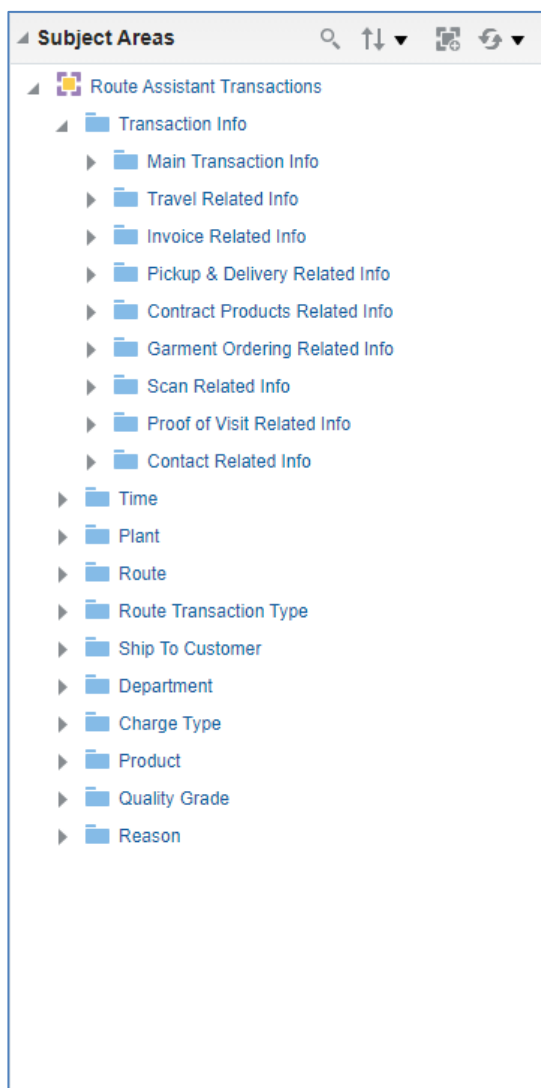
Release Date: **17/03/2021**

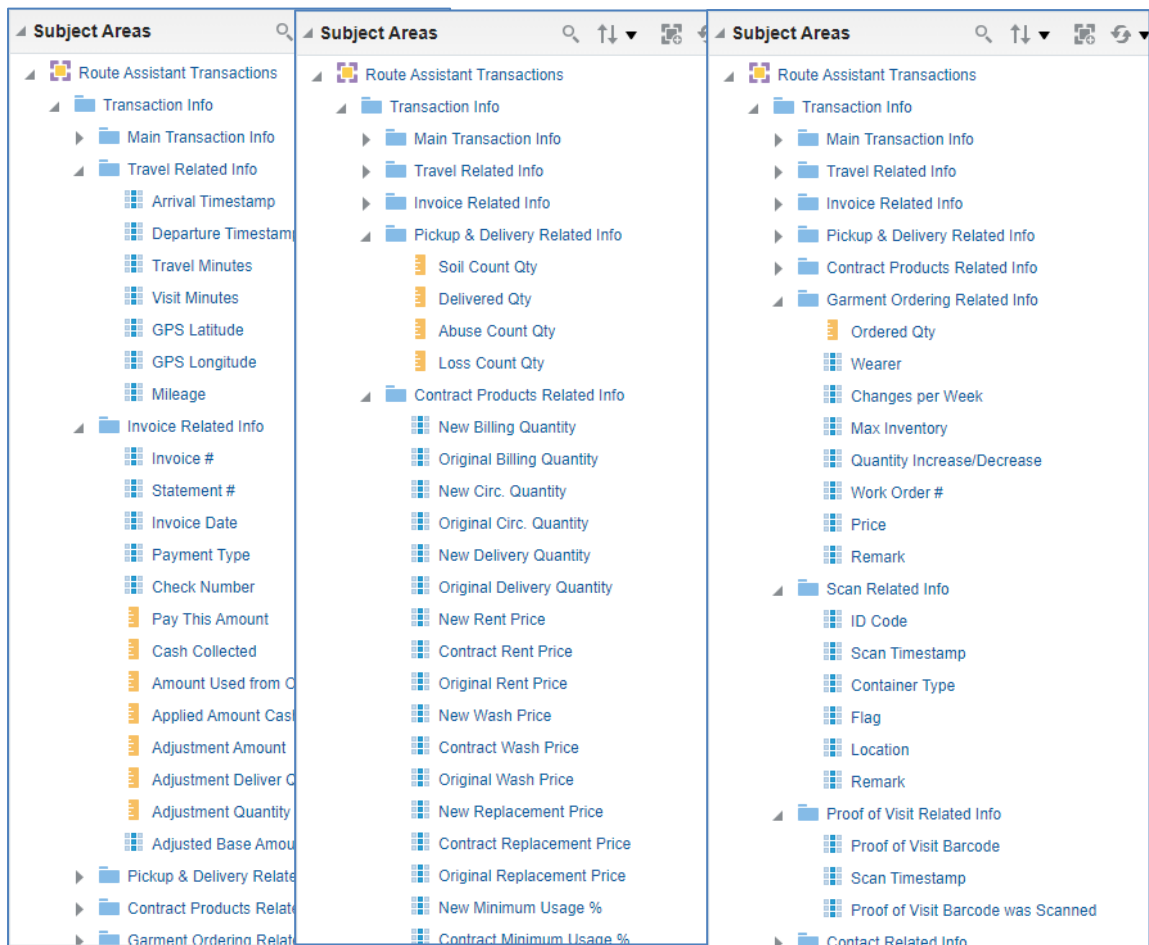
New features:

- New subject area: Route Assistant Transactions

This new subject area brings all transactions created with the ABSolute Route Assistant Mobile app to BI!

The various available categories and pieces of information are displayed below and on the next page.





- Additional columns in Ship to Customer and Bill to Customer (all subject areas)

Field	Location
Customer Business Unit region code	Ship To / Bill To Main Info
Customer Business Unit region	Ship To / Bill To Main Info
Contract Owner Number	Ship To / Bill To Contract
Contract Owner Invoice Business Unit Code	Ship To / Bill To Contract
Contract Owner Invoice Business Unit	Ship To / Bill To Contract
Invoice Business Unit Code	Ship To / Bill To Billing Properties
Invoice Business Unit	Ship To / Bill To Billing Properties
Invoice Business Unit region code	Ship To / Bill To Billing Properties
Invoice Business Unit region	Ship To / Bill To Billing Properties

- Revenue Growth on size level (from ABSSolute 9.05.01)
- Subject areas 'AR Aging Snapshot' and 'AR Transactions' now also have Route Description and RSR number and name populated

Version 1.09.05

Release Date: **25/02/2021**

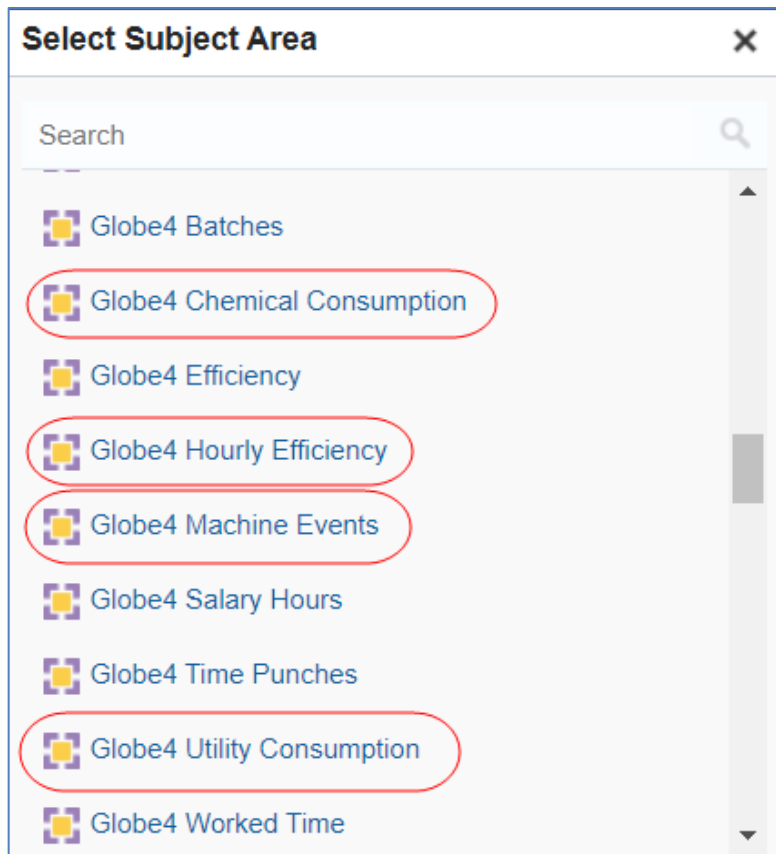
In this BI version the phase 2 developments of the GotliLabs GLOBE4 system are released.

GotliLabs, part of the Clover4 alliance has developed a brand-new system for production and productivity recording. For customers using *ABSSolute* as logistic & billing system the combination of information sourced from both systems in one single BI tool will not only reduce manual reporting labor, but it can deliver interesting insights as well!

For more info visit gotlilabs.com or email to <mailto:info@gotlilabs.com>

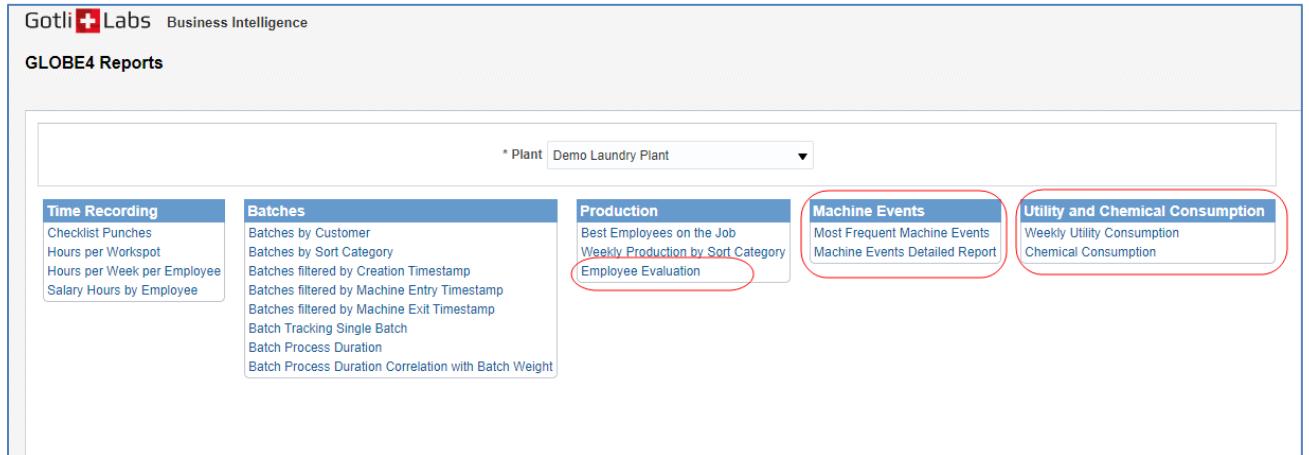
Included are:

- Four new subject areas:

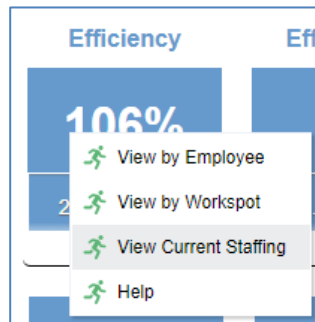


New Content:

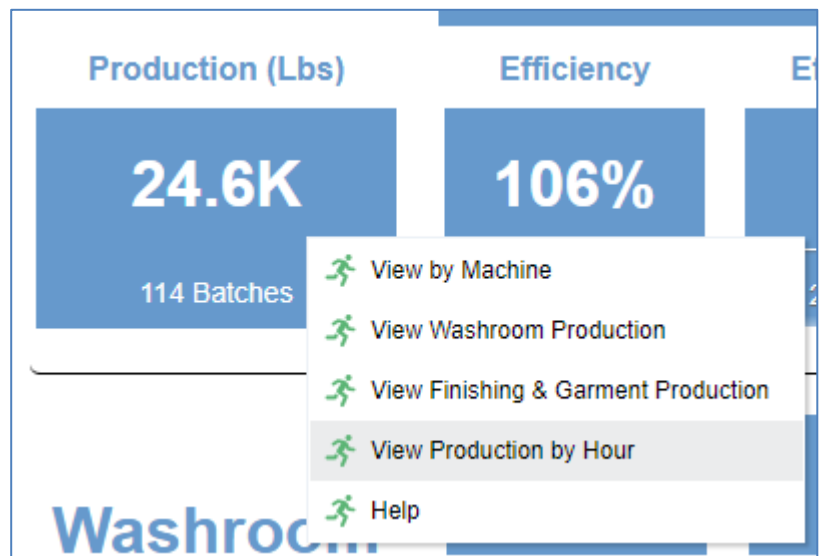
- New reports at Globe4 Reports Dashboard



- Utility consumption reports.
- Chemical consumption reports.
- Machine events reports. (see examples next page)
- Water usage added to several production reports.
- Selected timeframe shown in header of existing and new reports.
- Current staffing



- Realtime Production by hour (Efficiency, Quantities produced, Machine availability, etc.)



Most Frequent Machine Events

Time run: 3/1/2021 5:19:07 PM

View Table ▼

Workspot IL4 Ironer ▼

From 1/3/2021 To 1/17/2021

Event			Duration			
Severity ▲▼	Description	# Occurrences	Total	Average	Min	Max
Internal Stop	Start Folder	139	05:06:21	00:02:12	00:00:00	00:21:05
	Battery low or missing	81	05:05:29	00:03:46	00:00:59	00:25:51
	Jam Folder	81	02:12:36	00:01:38	00:00:02	00:10:34
	External Emergency Stop	76	01:23:02	00:01:05	00:00:00	00:09:27
	Start Burner	44	04:18:02	00:05:51	00:00:00	00:31:27
	Brake	31	01:27:10	00:02:48	00:00:00	00:20:45
	Pump Must Run	23	02:17:50	00:05:59	00:00:00	00:20:35
	Differential Pressure Fault	16	00:01:31	00:00:05	00:00:04	00:00:07
	Guard Fault	12	00:00:56	00:00:04	00:00:01	00:00:14
	Jam Ironer	1	00:00:28	00:00:28	00:00:28	00:00:28
Internal Stop Total		504	21:53:25	00:02:24	00:00:00	00:31:27
Info, no Stop	Lowering Roll	134	00:55:43	00:00:24	00:00:12	00:00:28
	Low speed - Press Start	46	08:39:15	00:11:17	00:00:00	00:54:08
	Push reset button					
	Heating Up					
	In Operation Tape					
	Press Start					
	Recipe Configur					
	Hardware Configu					
Info, no Stop Total						
Grand Total						

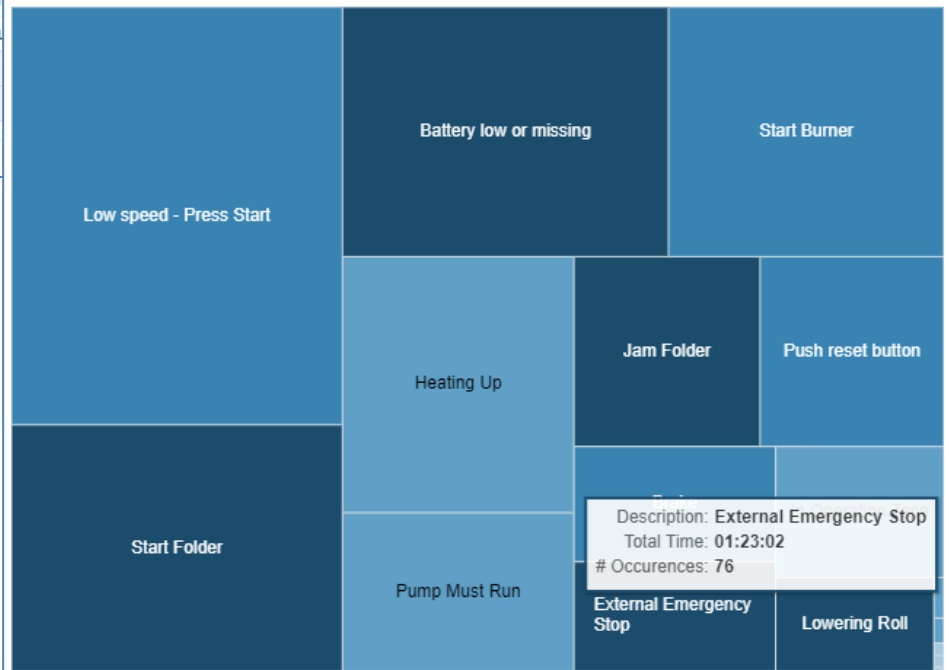
Return - Back - Refresh - Print - Export

Most Frequent Machine Events

Time run: 3/1/2021 4:18:26 PM

View Treemap ▼

Workspot IL4 Ironer ▼



Size Total Time Color # Occurrences ■ First Quartile ■ Second... ■ Third Quartile ■ Fourth Quartile

Return - Back - Refresh - Print - Export

Batches by Sort Category

Time run: 3/1/2021 4:56:36 PM

Plant is equal to Demo Laundry Plant
 and Exclude from Overall Production is equal to / is in N
 and Department Area is equal to / is in WASHROOM
 and Timetamp Out is between 01/18/2021 12:00:00 AM and 01/19/2021 12:00:00 AM

Sort Category	Customer	Machine	# Batches	Weight	Avg. Weight/ Batch	Water	Water / lbs
Baby Blankets	▶ All Customers	▶ All Workspots	2	381	190.5	200	0.52
Bath Blkts Iron	▶ All Customers	▶ All Workspots	27	6,087	225.4	3,850	0.63
Bath Towels	▶ All Customers	▶ All Workspots	15	2,998	199.9	1,870	0.62
Flat Sheets - White	▶ All Customers	▶ All Workspots	14	3,087	220.5	1,940	0.63
Gurney Sheet - Blue	▶ All Customers	▶ All Workspots	2	440	220.0	210	0.48
Isolation Gowns	▶ All Customers	▶ All Workspots	8	1,412	176.5	920	0.65
Knitted Fitted Sheets	▶ All Customers	▶ All Workspots	11	2,373	215.7	1,300	0.55
New - Bath Blanket	▶ All Customers	▶ All Workspots	1	208	208.0	110	0.53
New ISO Gowns	▶ All Customers	▶ All Workspots	1	186	186.0	100	0.54
Patient Gown - Poly	▶ All Customers	▶ All Workspots	5	1,107	221.4	630	0.57
Pillow Cases - White	▶ All Customers	▶ All Workspots	3	657	219.0	330	0.50
Sort Category 64	▶ All Customers	▶ All Workspots	2	365	182.5	350	0.96
Surgical Towels	▶ All Customers	▶ All Workspots	1	212	212.0	210	0.99
Thermal Blankets - Color	▶ All Customers	▶ All Workspots	15	3,370	224.7	2,640	0.78
Underpads	▶ All Customers	▶ All Workspots	3	596	198.7	430	0.72
Wash Cloths	▶ All Customers	▶ All Workspots	6	1,443	240.5	640	0.44
Grand Total			116	24,922	214.8	15,730	0.63

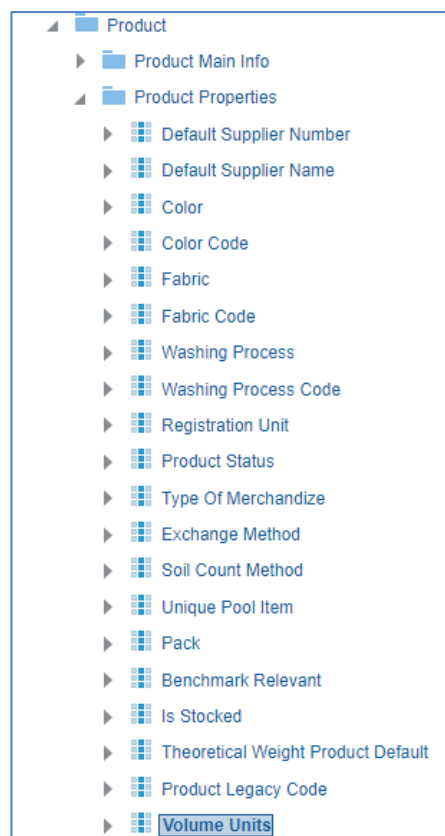
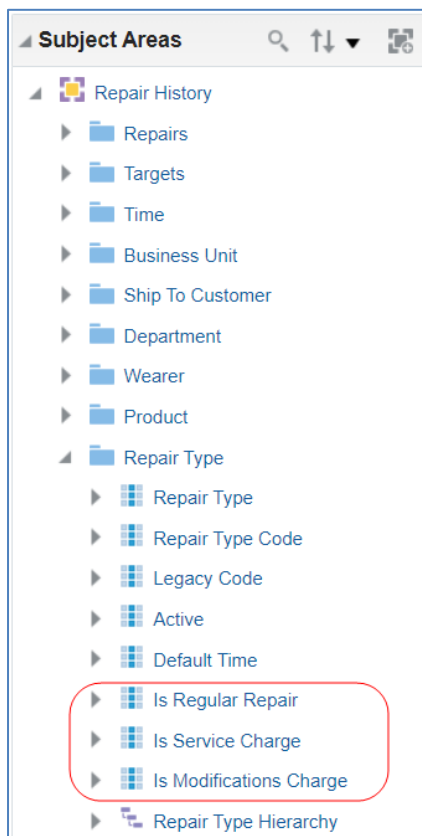
[Return](#) - [Back](#) - [Refresh](#) - [Print](#) - [Export](#)

Version 1.09.04

Release Date: **17/12/2020**

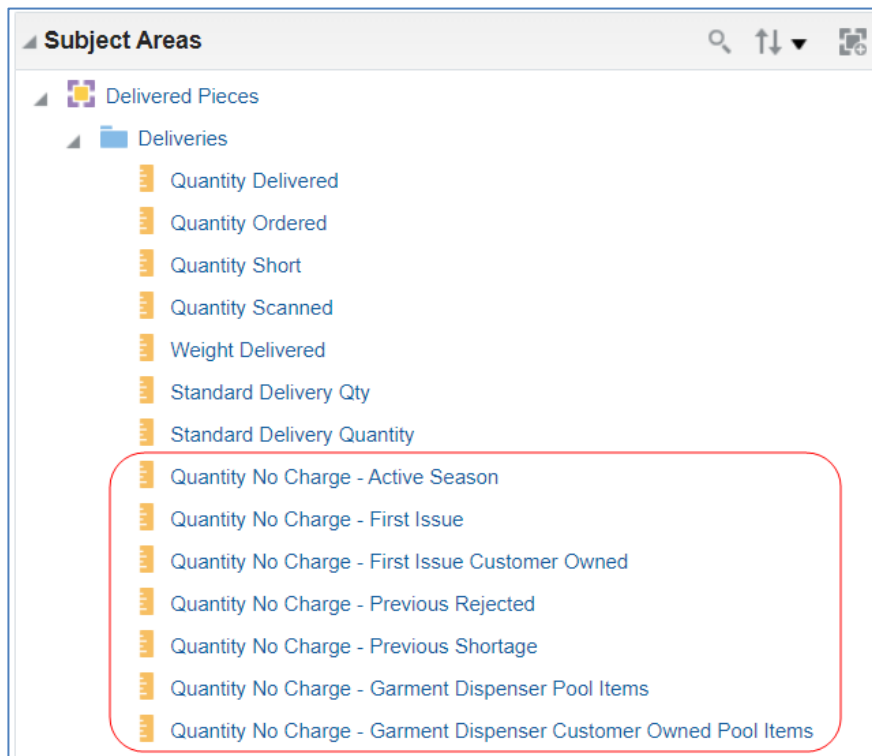
New features:

- Added new fields to Repair Type
- Added field 'Volume Units' to Product Properties

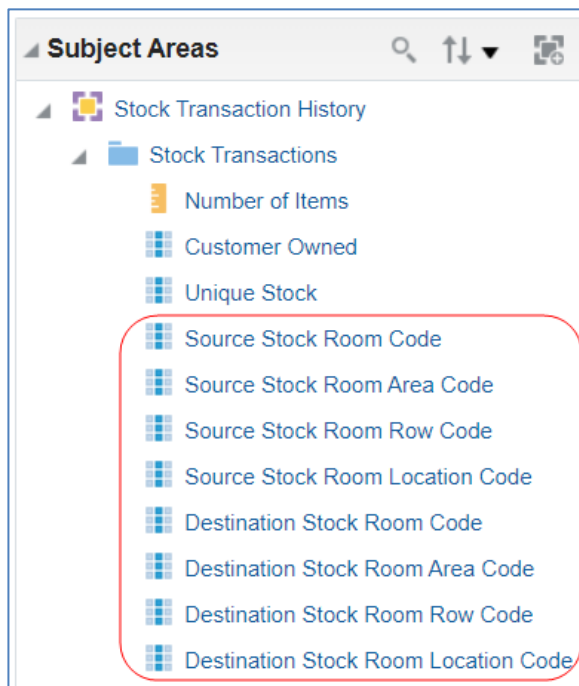


- Customer Products enhancement:
 - Field 'Fixed Rent Quantity' is populated with quantity of currently active season.
 - Fields 'Delivery Scheme', 'Delivery Scheme Code' and 'Delivery Frequency (Weeks)' are also populated based on currently active season.

- Added various 'Quantity No Charge' fields to Delivered Pieces



- Added source and destination stockroom location info to Stock Transaction History

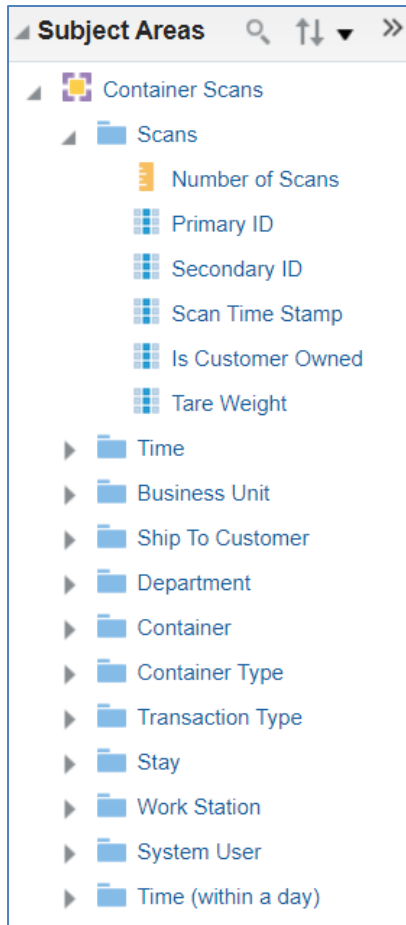


Version 1.09.03

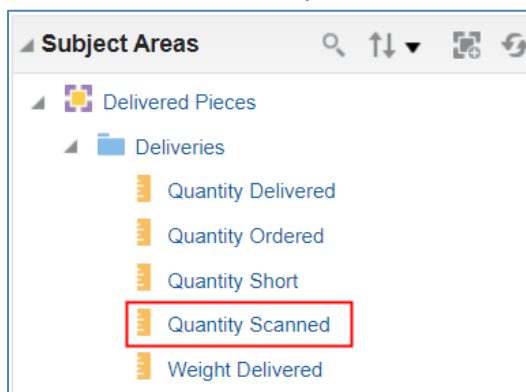
Release Date: **30/09/2020**

New features:

- Added new subject area: Container Scans.
Allows to report on how many (and which) containers were scanned when and where.

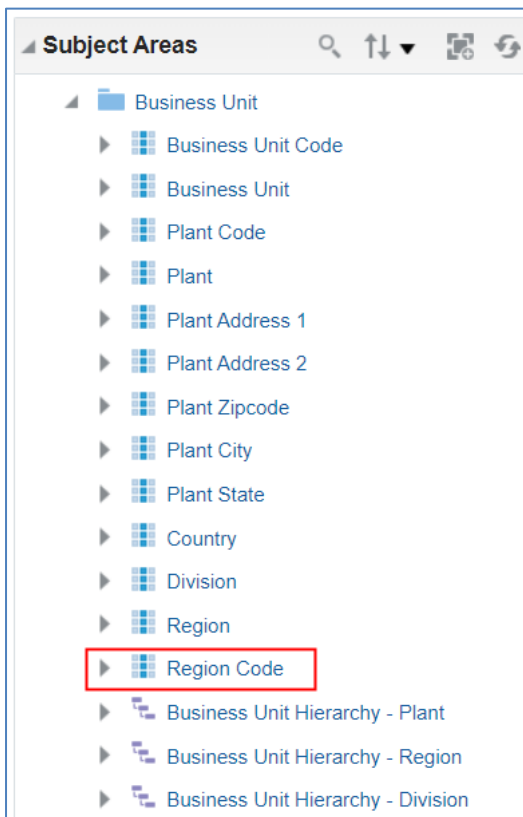


- Added Scanned* Quantity to Delivered Pieces

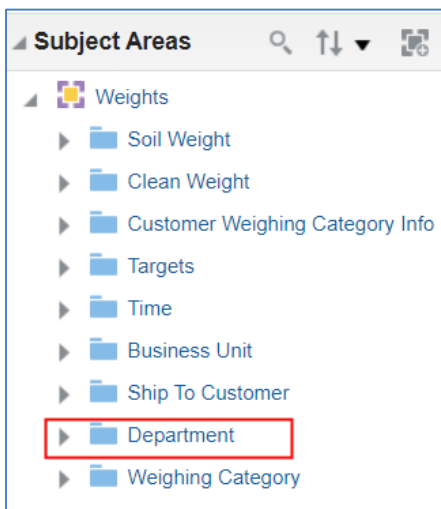


* Scanned by UHF Multi-read

- Added Region Code field to Business Unit



- Added Department to Weights

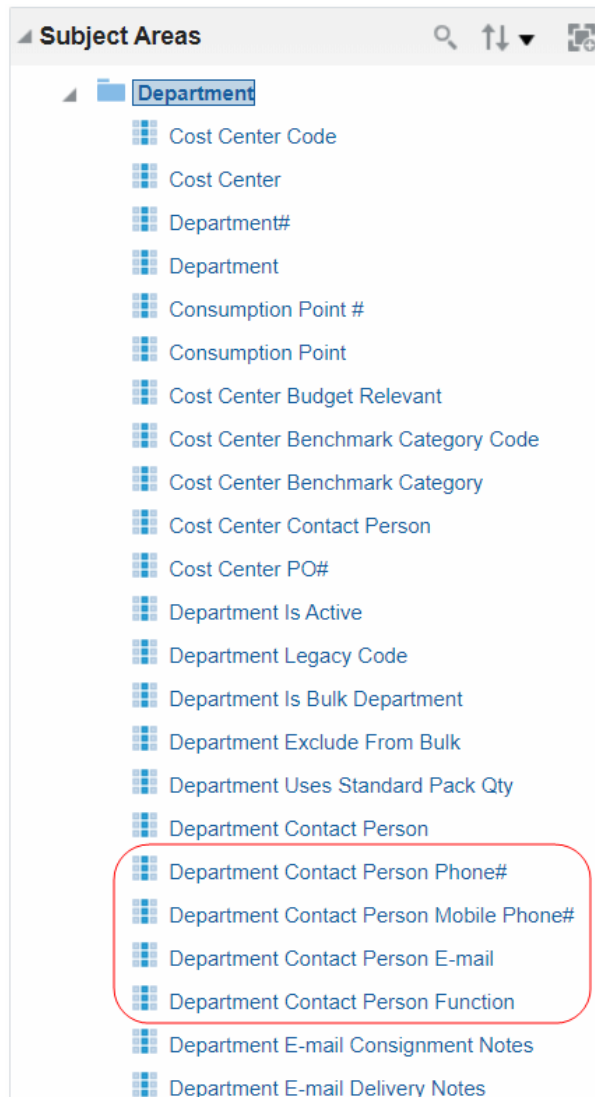


Version 1.09.02

Release Date: **10/07/2020**

New features:

- Additional fields added to department:



- BI User access definitions are loaded from ABSSolute.
No longer need to reach out to ABS to restrict access to certain data sets for certain users but be in control using the new ABSSolute dialog for this.
(Requires ABSSolute 9.04.03 release or higher)
- Multi-lingual support for product- and date related fields
The data in following columns can be made available in multiple languages
 - In Product

- Activity
- Product Group
- Product
- Product Long Description
- Size
- Date Calendar Month based
 - Month Code
 - Month Code and Year
 - Month Name
 - Month Name and Year
 - Day of Week Code
 - Day of Week Name
 - Day Name
 - Day Full Name
- Date Calendar Week based
 - Month Code
 - Month Code and Year
 - Month Name
 - Month Name and Year
 - Day of Week Code
 - Day of Week Name
 - Day Name
 - Day Full Name

Note: contact ABS to enable and configure this multi-lingual feature. By default it is turned off.

Fixes:

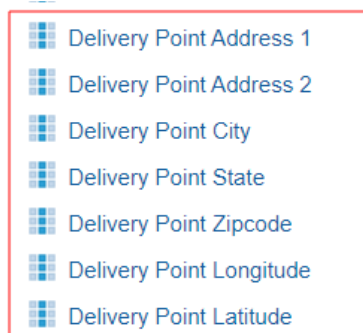
- Prevent 'NQSError 23006 The session variable USERUPPERCASE has no value' error reported in BI log
- Performance improvement warehouse load for laundries that have customers that have used customer report periods via 'Month Definition' in customer web portal.
- Performance improvement warehouse load for loading delivered pieces
- Performance improvement warehouse load for loading staging log

Version 1.09.01

Release Date: **15/05/2020**

New features:

- Fiscal Calendar definition from CSV file.
New possibility to load fiscal calendar definition from csv file. Useful in case various standard options for generating fiscal calendar do not meet your definition.
Ask ABS for document 'ABSSolute BI External Data Sources 1.7.docx' for file layout details.
- Additional fields added to department:



- ▶ Department Hierarchy - Customer
 - ▶ Department Hierarchy - Cost Center
 - ▶ Department Hierarchy - Department
- Created setting to load late arrived off-line created residential item scans
 - Created setting to load revenue by invoice business unit, possibly needed in case central stock module is in use.

Fixes:

- Fixed issue in generating department costs when special charges have 3 decimals
- Fixed issue that last scan date was empty in unique residential items
- Fixed issue that admin# was wrong or empty for residential clients
- Improved performance of warehouse load for AR transactions
- Improved performance of warehouse load for deleted unique residential items
- Fixed issue that client rent was not included in residential client cost
- Fixed issue that customers, already deleted before BI project start, were not loaded
- Fixed issue that P-site and Chamber of Commerce# were not available (now located under: Ship To Customer / Ship To Groupings)

Version 1.09.00

Release Date: **13/05/2020**

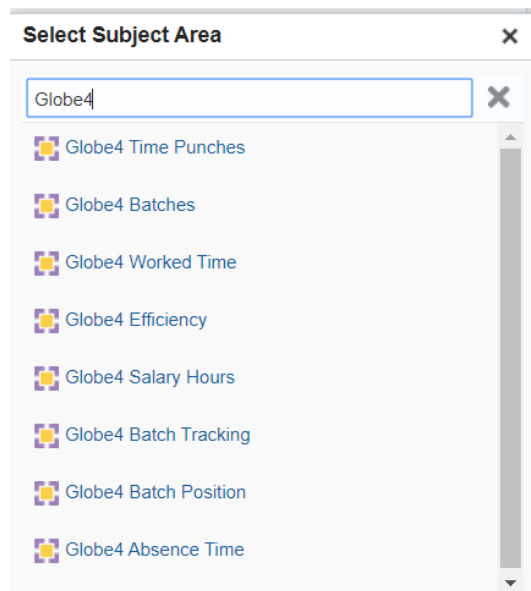
In this BI version the phase 1 developments of the GotliLabs GLOBE4 system are released.

GotliLabs, part of the Clover4 alliance has developed a brand-new system for production and productivity recording. For customers using *ABSSolute* as logistic & billing system the combination of information sourced from both systems in one single BI tool will not only reduce manual reporting labor, it can deliver interesting insights as well!

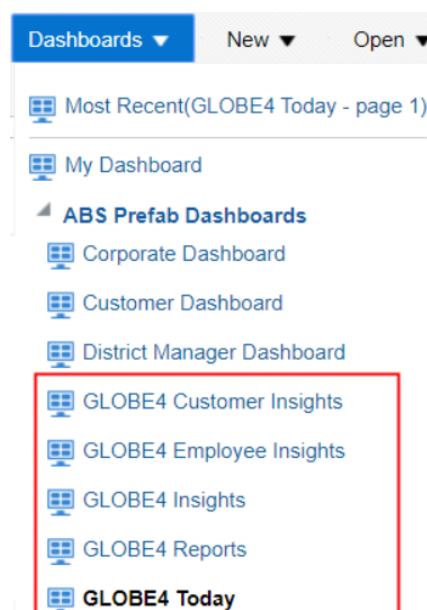
For more info visit gotlilabs.com or email to <mailto:info@gotlilabs.com>

Included are:

- Eight new subject areas:

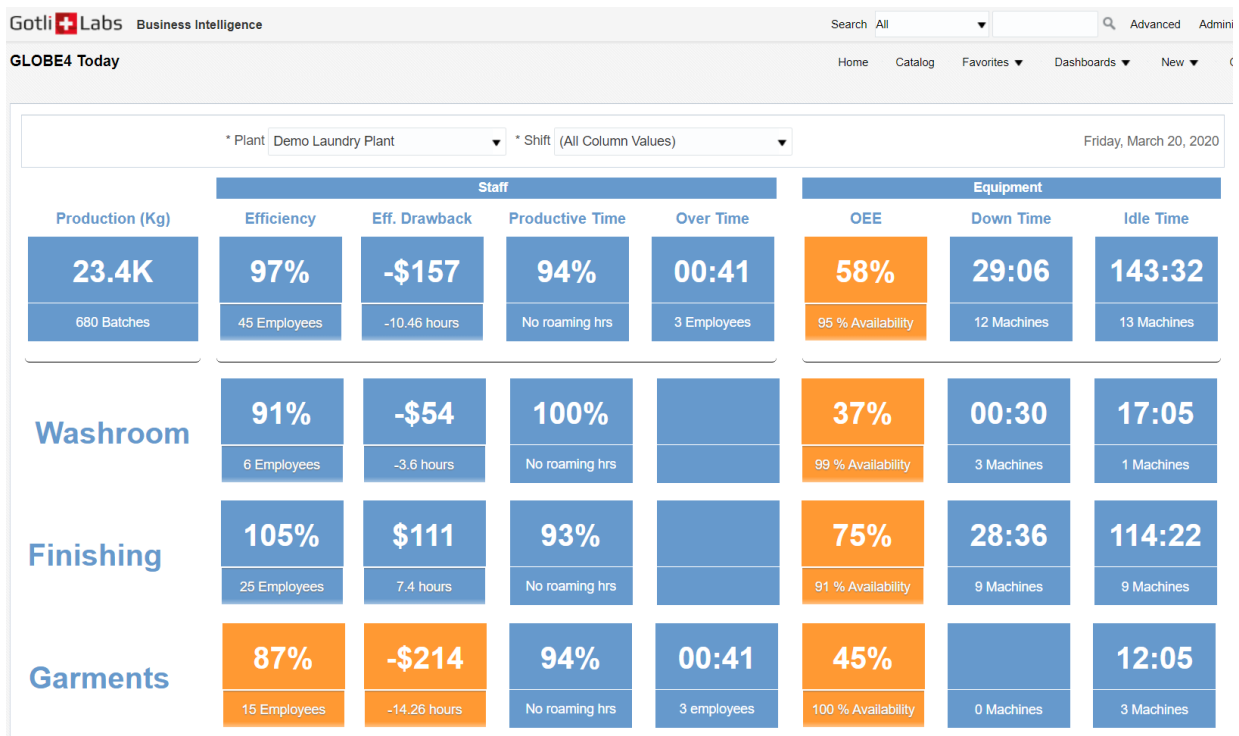


- Five new standard dashboards:



Some samples of the standard dashboards and reports that come with GLOBE4 are shown below:

Real Time 'GLOBE4 Today' dashboard: real time updated key info per plant and department



By clicking on the Efficiency tile real time efficiency by employee can be viewed:

The report provides a detailed view of employee efficiency for the day. The table includes the following columns: Full Name, Current Workspot, Workspots, Worked Time, Quantity, Norm / hr, Actual / hr, Efficiency, Hours Won / Lost, Benefit / Drawback, and Roaming Time.

Full Name	Current Workspot	Workspots	Worked Time	Quantity	Norm / hr	Actual / hr	Efficiency	Hours Won / Lost	Benefit / Drawback	Roaming Time
Alto Kestel		▶ All Workspots	08:01	219	100	27	27%	-5.8	-\$87	
Nancy De Looze		▶ All Workspots	08:01	363	171	45	40%	-4.8	-\$73	
Mathieu Helle		▶ All Workspots	07:35	500	150	66	44%	-4.3	-\$64	
Julie Helle		▶ All Workspots	07:34	2,435	700	322	46%	-4.1	-\$61	
Christophe Lefebvre		▶ All Workspots	15:18	7,056	1,000	461	46%	-8.2	-\$124	
Katrijn Steens		▶ All Workspots	08:03	3,487	700	433	62%	-3.1	-\$46	
Mathias De Maessene		▶ All Workspots	07:28	1,290	283	173	62%	-2.8	-\$43	
Walter Sander		▶ All Workspots	07:35	1,540	275	203	73%	-2.0	-\$30	
Kyranneel Meert		▶ All Workspots	07:27	1,640	258	220	80%	-1.5	-\$22	
Zand Kestel		▶ All Workspots	07:03	4,275	638	607	80%	-1.4	-\$21	
Alison Kestel		▶ All Workspots	07:28	3,205	582	429	85%	-1.2	-\$17	
		▶ IL2 Jenrail	03:11	703	263	221	80%	-0.6	-\$9	
		▶ Tematic 3	04:17	2,502	710	583	88%	-0.5	-\$8	
Shant D'Amico		▶ All Workspots	07:29	1,806	258	241	88%	-0.9	-\$14	
Andree Van Gestel		▶ All Workspots	07:36	1,906	275	251	91%	-0.7	-\$11	
Mathias Meert (PT)		▶ All Workspots	04:01	999	273	249	91%	-0.4	-\$6	
Frederic Helle		▶ All Workspots	07:22	1,894	270	257	95%	-0.4	-\$6	
Lucette Helle		▶ All Workspots	07:33	2,000	275	265	96%	-0.3	-\$5	
Stefan De		▶ All Workspots	07:36	2,034	275	268	97%	-0.3	-\$4	
Nancy Hellemeers		▶ All Workspots	07:33	2,027	275	268	97%	-0.2	-\$3	

Not only real time info on today's performance, but also KPI's and trends on any period in the past, via the GLOBE4 Insights dashboard:



Version 1.08.46a

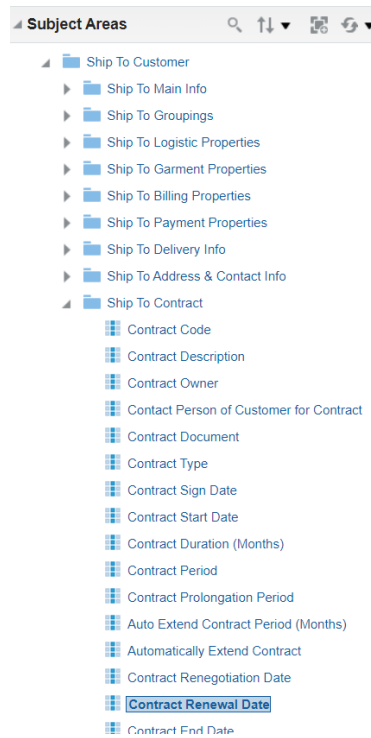
Release Date: 13/03/2020

- Fix loading issue of contacts from module 'CONTACT MANAGER'.

Version 1.08.46

Release Date: 05/03/2020

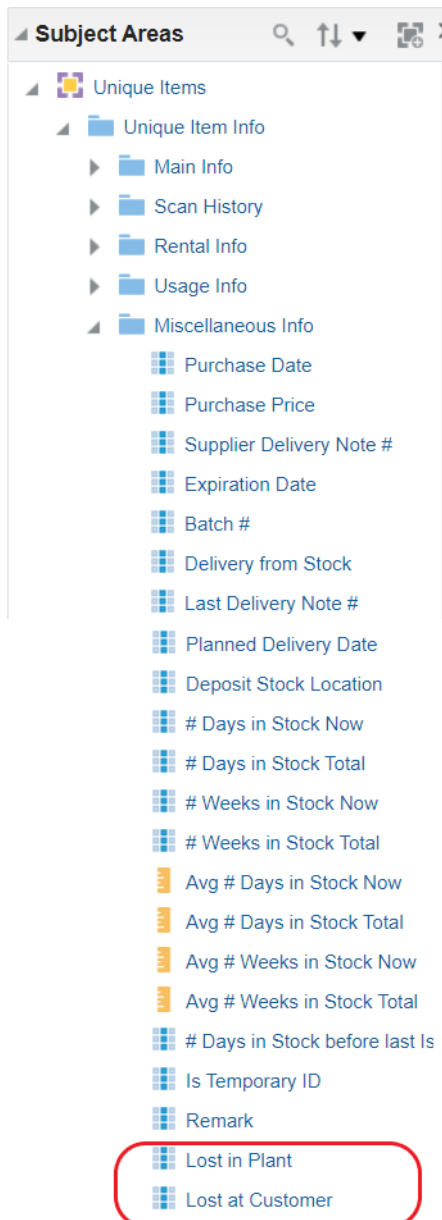
- Added field 'Contract Renewal Date' under 'Ship To Contract' as well as under 'Bill To Contract'.



Version 1.08.45

Release Date: 06/12/2019

- Added fields 'Lost in Plant' and 'Lost at Customer' in subject area 'Unique Items'.
Note: Populating those fields requires running the following scheduled processes in ABSSolute:
Lost in Plant : Mark Pool items Lost in Plant / Found Pool Items Lost in Plant
(visible when system setting POOLITEMSLOSTINPLANTDAYS <> 0)
Lost at Customer : Loss for Pool items



Version 1.08.44

Release Date: **14/11/2019**

- Enlarged reference number in work orders
- Changes for tailor made subject area

Version 1.08.43a

Release Date: **06/11/2019**

- Changes for ABSolute database structure changes for module 'Contact manager'

Version 1.08.43

Release Date: **24/09/2019**

- Add Globe Article Groups
- New content for Globe real time information

Version 1.08.42a

Release Date: **12/02/2020**

- Enlarge supplier size code in purchase order line

Version 1.08.42

Release Date: **20/09/2019**

- Improved performance of loading loss charges/credits data into the BI data warehouse.
- New tailor-made subject area

Version 1.08.41a

Release Date: **23/07/2019**

- Problem fixed that not all Loss charges and loss credits were loaded into the BI data warehouse.

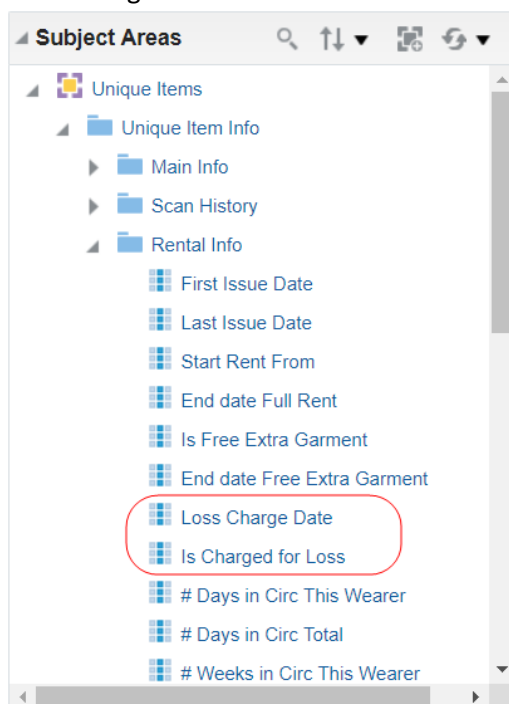
Version 1.08.41

Release Date: **25/03/2019**

- Enlarged web user name from 20 to 80 characters
- Enlarged invoice split up code from 12 to 15 characters
- Now the fields 'Is Charged for Loss' and 'Loss Charge Date' in 'Unique Items' subject area, under 'Rental Info' are also populated for pool items. Previously they were only used for personalized garments.

'Is Charged for Loss' is on Yes when the pool item is marked as being lost (even if it is not yet billed for loss)

'Loss Charge Date' is the date when the item was marked as being lost.



Version 1.08.40a

Release Date: **28/02/2019**

- Added undeliverable reason to subject area visit history.

Version 1.08.40

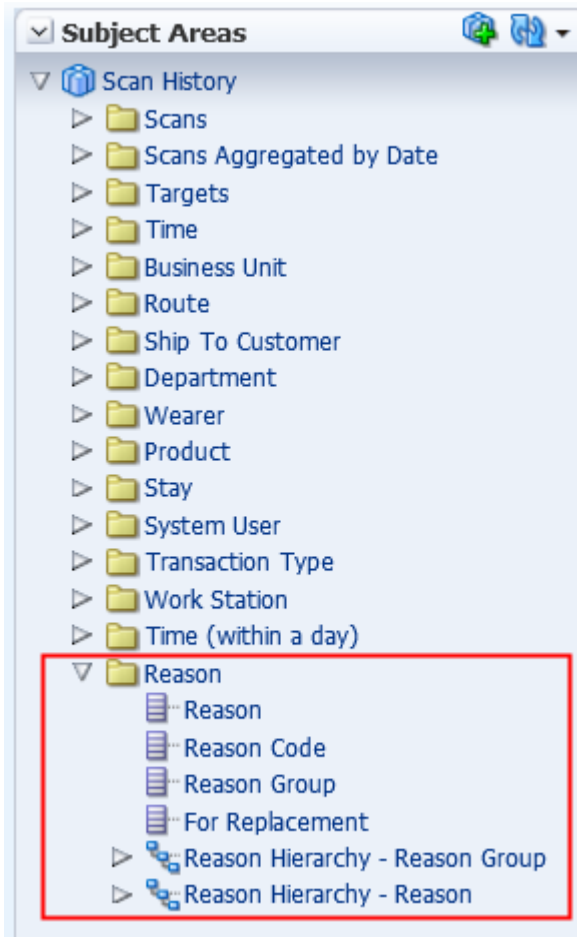
Release Date: **27/02/2019**

- Improved performance data warehouse load process
- Fixed issue with length of hour type field
- Enlarged national account code to 15 digits

Version 1.08.39

Release Date: 16/07/2018

- Added reason to subject area Scan History.
Note: not all scans have reason information



Version 1.08.38

Release Date: 15/12/2017

- Added new subject area: Real Time Globe Data
- Several **real-time** views are standard available, regarding
- Machine efficiency
 - Machine availability
 - Operator productivity / efficiency -> personal performance
 - CAR changes (customer / article changes)

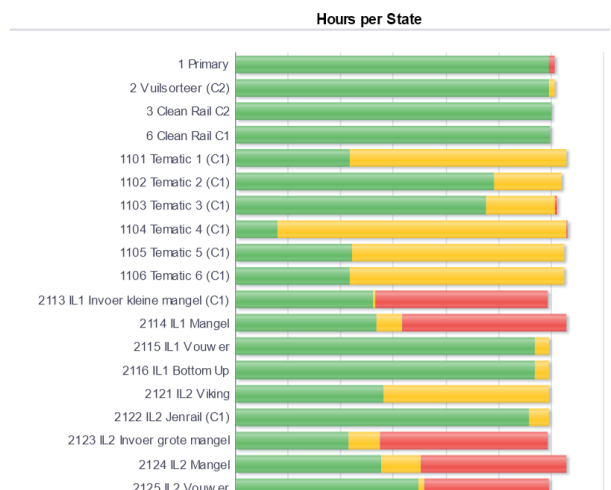
Select View Day Totals ▼

Machine		Day			Last Hour	Norm Comparison		Dynamic Comparison	
Code	Description	Day Qty	Hours	Qty/Hr	Trend	Target Qty	Day Performance (Norm)	Last 7 week avg (day)	Day Performance (dyn.) ▲▼
4226	Ophang 6 (C1)	541	10.83	50	↓	3,014	18%	1,322	41%
5113	Vouwtafel 3 (C2)	1,043	10.83	96	↓	3,061	34%	2,081	50%
4161	Herinvoer Polos (C2)	117	10.83	11	↓	1,040	11%	226	52%
5134	Metricon/Rewash 1	43	10.83	4	↓	1,011	4%	70	62%
4125	Ophang 5 (C2)	1,312	10.83	121	↓	2,786	47%	2,089	63%
4152	Herinvoer Shirts (C2)	178	10.83	16	↓	1,035	17%	280	63%
4142	Reparatie 2 (C2)	178	10.83	16	↓	926	19%	275	65%
2135	Dekenvouwer (C1)	1,211	10.83	112	↓	2,867	42%	1,644	74%
5112	Vouwtafel 2 (C2)	1,554	10.83	143	↓	3,065	51%	2,000	78%
3603	Drier 3	339	10.83	31	↓	834	41%	434	78%
3601	Drier 1	398	10.83	37	↓	851	47%	485	82%
1106	Tematic 6 (C1)	6,144	10.83	567	↓	10,258	60%	7,322	84%
1102	Tematic 2 (C1)	2,350	10.83	217	↓	4,010	59%	2,791	84%
4151	Metricon/Tunnel Finisher 1	1,141	10.83	105	↓	15,955	7%	1,314	87%
4155	Metricon/Tunnel Finisher 2	1,141	10.83	105	↓	12,280	9%	1,310	87%
4156	Herinvoer Pantalons (C2)	550	10.83	51	↓	1,542	36%	618	89%
3304	CBW1	2,428	10.83	224	↓	4,414	55%	2,726	89%

Real Time Machine Availability

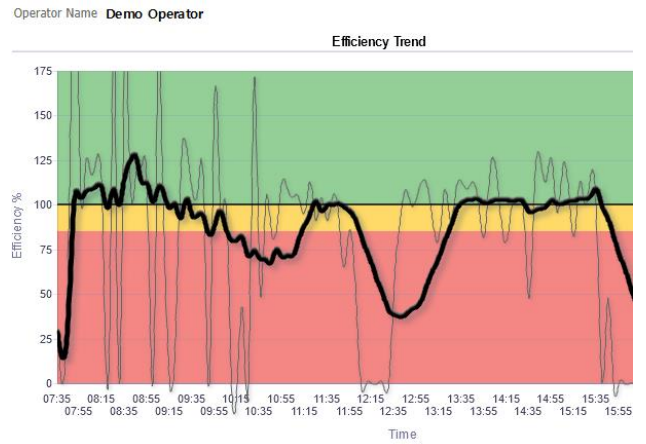
Machine Code	Description	Total			Machine Down			Machine Standby		
		Hours	Hours	% (Time)	# Events	Duration (hrs)	% (Time)	# Events	Duration (hrs)	% (Time)
1	Primary	17.61	17.28	98%	1	0.33	2%			
2	Vuilsorteer (C2)	17.61	17.28	98%				1	0.33	2%
3	Clean Rail C2	17.40	17.40	100%						
6	Clean Rail C1	17.36	17.35	100%	1	0.01	0%			
1101	Tematic 1 (C1)	18.23	6.29	34%	1	0.00	0%	21	11.94	66%
1102	Tematic 2 (C1)	18.01	14.23	79%	8	0.02	0%	33	3.76	21%
1103	Tematic 3 (C1)	17.74	13.82	78%	68	0.14	1%	37	3.78	21%
1104	Tematic 4 (C1)	18.32	2.32	13%	12	0.06	0%	40	15.95	87%
1105	Tematic 5 (C1)	18.10	6.39	35%	3	0.02	0%	31	11.70	65%
1106	Tematic 6 (C1)	18.13	6.28	35%	3	0.00	0%	27	11.85	65%
2113	IL1 Invoer kleine mangel (C1)	17.22	7.55	44%	23	9.48	55%	5	0.19	1%
2114	IL1 Mangel	18.25	7.77	43%	8	9.06	50%	6	1.42	8%
2115	IL1 Vouwer	17.26	16.50	96%	1	0.01	0%	3	0.76	4%
2116	IL1 Bottom Up	17.27	16.51	96%	3	0.00	0%	3	0.75	4%
2121	IL2 Viking	17.28	8.15	47%	1	0.00	0%	2	9.12	53%
2122	IL2 Jenrail (C1)	17.27	16.15	94%	1	0.02	0%	1	1.10	6%
2123	IL2 Invoer grote mangel	17.19	6.23	36%	17	9.25	54%	16	1.71	10%
2124	IL2 Mangel	18.25	8.04	44%	5	8.04	44%	3	2.17	12%
2125	IL2 Vouwer	17.27	10.06	58%	4	6.85	40%	2	0.36	2%
2126	IL2 Stapelaar	17.27	10.06	58%	4	6.85	40%	2	0.36	2%
2135	Dekenvouwer (C1)	17.35	4.66	27%	15	0.22	1%	14	12.47	72%
2310	Fox 1	17.35	16.07	93%				3	1.28	7%

Real Time Machine Availability Graph




Real Time Efficiency Day Total Overview
(Today)

Operator ID	Operator Name	Otv	Hours	Pcs/Hour	Norm Pcs/Hour	Efficiency %
151		2,751	7.29	378	335	113%
83		3,343	7.48	447	400	112%
87		2,884	7.48	385	345	112%
79		2,387	7.92	302	275	110%
158		2,143	7.38	290	270	108%
49		8,116	7.61	1,067	1,000	107%
112		2,201	7.59	290	275	105%
93		2,035	7.28	280	270	104%
101		2,021	7.30	277	270	103%
562		2,102	7.46	282	273	103%
161		2,030	7.35	276	270	102%
91		2,034	7.47	272	270	101%
42		1,892	7.45	254	260	98%
98		1,879	7.36	255	260	98%
105		1,898	7.45	255	260	98%
642		2,029	7.54	269	275	98%
123		1,478	5.59	264	275	96%
138		2,039	7.79	262	273	96%
43		6,675	7.80	856	900	95%
89		2,795	7.39	378	400	95%
113		1,965	7.55	260	274	95%
763		10,865	7.59	1,431	1,500	95%
85		1,692	5.53	306	327	94%
97		2,218	7.47	297	315	94%
61		2,681	7.47	359	400	90%
115		2,350	7.61	309	341	90%
622		1,776	7.29	243	270	90%
52		1,711	7.55	227	260	87%
53		4,138	7.36	562	662	85%
66		6,159	7.64	806	982	82%
94		3,124	9.58	326	400	82%
109		1,971	7.48	263	340	78%
40		5,086	7.29	697	900	77%



Machine availability:

Operator Name **Test Operator**

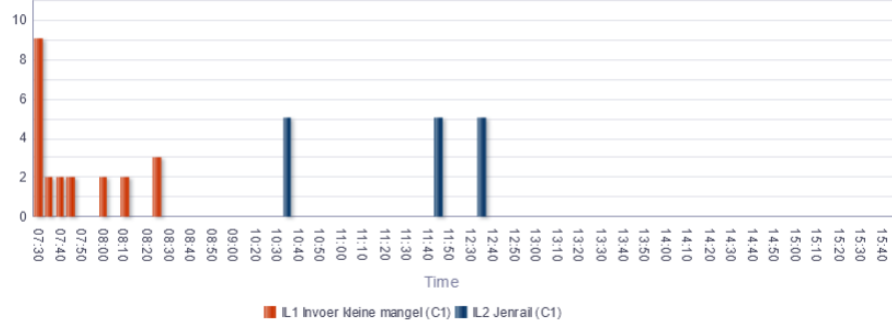


CAR changes Graph per Operator

CAR changes

Demo Operator

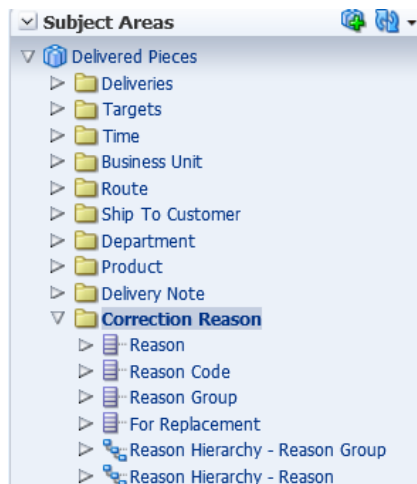
Changes per 5 minutes



- Added new subject area: All Loss Charges
This subject area not only holds loss charge transactions for already invoiced ones, but also for those that will be invoiced in the near future (unless the item is found/returned).



- Correction reason information is added to subject areas Delivered Pieces.

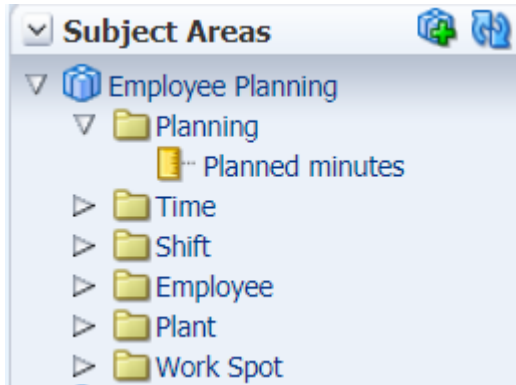


- Fixed display issue for large delivery note numbers
- Master Account Web Portal ID now also includes the Master account itself.
- Renamed subject area 'Globe Efficiency' to 'Globe Employee Efficiency'

Version 1.08.37

Release Date: 06/08/2017

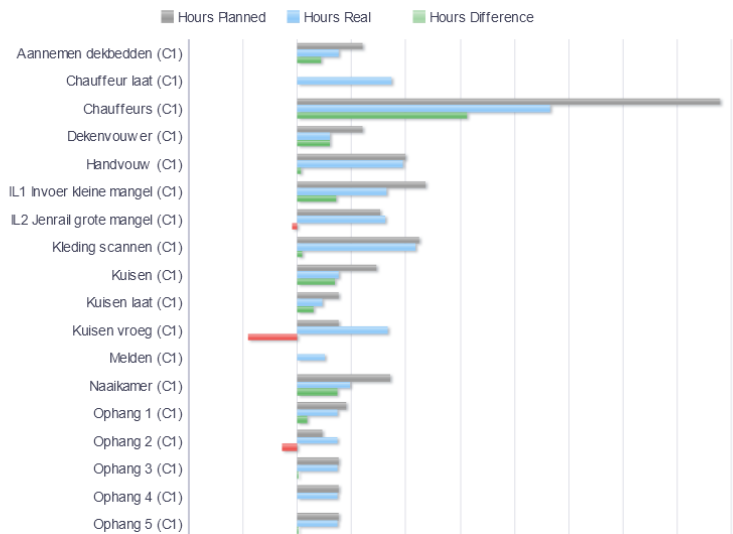
- Added new subject area: Employee Planning
This information holds planning information and can, for example, be used to compare actual worked hours with planned hours.



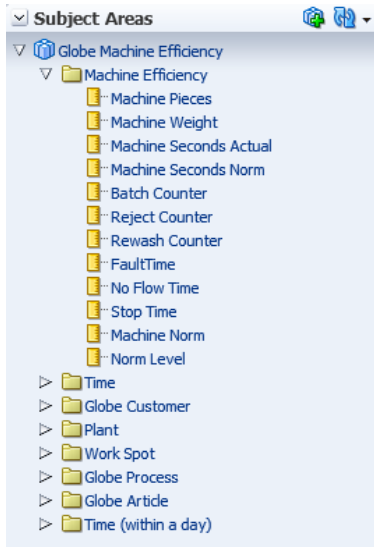
Planned vs. Actual Hrs
(Last Week)

Machine	Real	Plan	Difference
Aannemen dekbedden (C1)	37.9	60.0	22.1
Bacher (C2)	39.7	60.0	20.4
Bijstrijken (C2)	43.4	37.5	-5.9
Chauffeur 6.30 uur	106.6		
Chauffeur laat (C1)	86.4		
Chauffeurs (C1)	233.2	390.0	156.8
Dekenvouwer (C1)	30.1	60.0	29.9
Fox 1	32.9	37.5	4.6
Fox 2	36.5	60.0	23.5
Handvouw (C1)	97.1	99.8	2.6
Herinvoer Pantalons (C2)	37.0		
Herinvoer Polos (C2)	40.2	97.5	57.3
Herinvoer Shirts (C2)	32.6		
IL1 Invoer kleine mangel (C1)	82.4	118.0	35.7
IL2 Jenrail grote mangel (C1)	81.1	75.8	-5.3
Kledij sorteren Fox	27.2	67.5	40.4
Kleding scannen (C1)	108.6	112.5	3.9
Kuisen (C1)	37.5	72.5	35.0
Kuisen laat (C1)	22.5	37.5	15.0
Kuisen vroeg (C1)	83.5	37.5	-46.0
Mangel (C2)	35.9		
Melden (C1)	24.9		
Melden (C2)	9.1		
Naaikamer (C1)	48.8	86.0	37.2
Ophang 02 (C2)	36.4	37.5	1.1
Ophang 03 (C2)	36.8		
Ophang 04 (C2)	38.0		
Ophang 05 (C2)	31.1		

Team **Test 1** ▼
Year 2017 Week 49



- Added new subject area: Globe Machine Efficiency



Machine OEE

(Overall Equipment Effectiveness Last Week)

Day of Week Name Maandag

Machine	Performance	Hours						Pieces				Total
		Efficiency %	Operating	No Flow	Stop	Fault	Total	Availability %	Produced	Rejected	Rewash	
Dekenvouwer (C1)	92%	5.2	3.5	0.6	0.0	9.3	56%	1,335	0	0	100%	51%
IL1 Invoer kleine mangel (C1)	78%	15.1	0.0	0.2	1.3	16.5	91%	6,092	0	0	100%	71%
IL2 Jenrail grote mangel (C1)	97%	14.5	0.0	0.0	0.0	14.5	100%	3,891	434	0	90%	87%
Ophang 1 (C1)	87%	7.3	0.0	0.0	0.0	7.3	100%	1,659	0	0	100%	87%
Ophang 2 (C1)	45%	15.6	0.0	0.0	0.0	15.6	100%	1,833	0	0	100%	45%
Ophang 3 (C1)	94%	7.3	0.0	0.0	0.0	7.3	100%	1,788	0	0	100%	94%
Ophang 4 (C1)	97%	7.4	0.0	0.0	0.0	7.4	100%	1,878	0	0	100%	97%
Ophang 5 (C1)	73%	7.5	0.0	0.0	0.0	7.5	100%	1,419	0	0	100%	73%
Ophang 6 (C1)	80%	6.1	0.0	0.0	0.0	6.1	100%	1,273	0	0	100%	80%
Poets 1 (C1)	122%	7.6	0.0	0.0	0.0	7.6	100%	8,341	0	0	100%	122%
Poets 2 (C1)	92%	7.6	0.0	0.0	0.0	7.6	100%	6,319	0	0	100%	92%

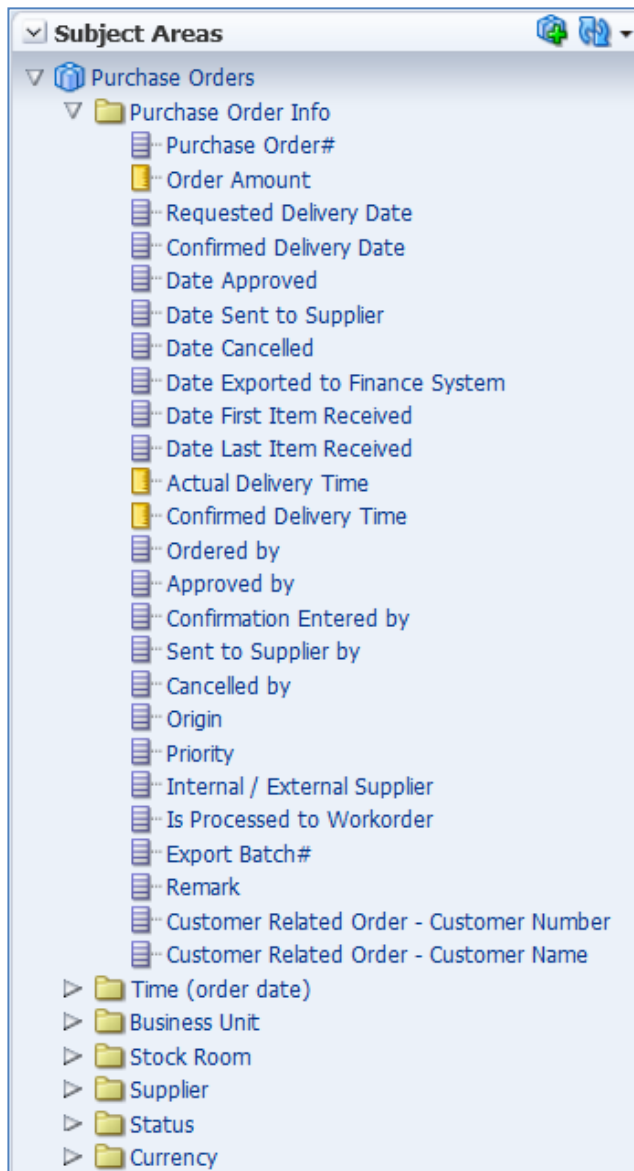
Machine Efficiency (Last Week)

Description	Globe Customer - Customer	Globe Article Hierarchy - Globe Article	Maandag			Dinsdag			Woensdag			Donderdag			Vrijdag		
			Produced	Hrs	Eff. %	Produced	Hrs	Eff. %	Produced	Hrs	Eff. %	Produced	Hrs	Eff. %	Produced	Hrs	Eff. %
Dekenvouwer (C1)	> All Customer	> All Globe Articles	1,335	5.2	92%	1,961	7.0	101%	1,697	6.3	97%	811	2.9	101%	1,197	5.5	78%
IL1 Invoer kleine mangel (C1)	> All Customer	> All Globe Articles	6,092	15.1	78%	7,623	18.1	54%	7,614	17.4	60%	5,954	14.5	50%	6,983	15.3	52%
IL2 Jenrail grote mangel (C1)	> All Customer	> All Globe Articles	3,891	14.5	97%	4,647	19.6	86%	3,746	15.2	90%	4,126	16.6	89%	3,945	16.9	84%
Ophang 1 (C1)	> All Customer	> All Globe Articles	1,659	7.3	87%	1,872	7.5	96%	1,952	7.4	101%	1,996	7.3	104%	1,787	7.2	95%
Ophang 2 (C1)	> All Customer	> All Globe Articles	1,833	15.6	45%	1,916	7.6	98%	1,712	7.5	88%	1,858	7.5	95%	1,766	7.4	92%
Ophang 3 (C1)	> All Customer	> All Globe Articles	1,788	7.3	94%	1,864	7.5	96%	2,174	7.5	112%	2,205	7.5	113%	1,819	7.3	96%
Ophang 4 (C1)	> All Customer	> All Globe Articles	1,878	7.4	97%	1,896	7.6	96%	1,975	7.5	101%	1,996	7.6	102%	1,918	7.4	100%
Ophang 5 (C1)	> All Customer	> All Globe Articles	1,419	7.5	73%	1,701	7.6	87%	1,878	7.1	102%	1,854	7.3	97%	1,741	7.4	91%
Ophang 6 (C1)	> All Customer	> All Globe Articles	1,273	6.1	80%	1,379	6.5	82%	19	0.1	64%			1,390	6.8	79%	
Poets 1 (C1)	> All Customer	> All Globe Articles	8,341	7.6	122%	6,731	7.2	104%	6,582	7.6	96%	7,132	7.8	102%	6,730	7.6	99%
Poets 2 (C1)	> All Customer	> All Globe Articles	6,319	7.6	92%	5,624	7.8	80%	5,234	7.3	80%	5,980	7.6	87%	5,840	7.6	85%
Tematic 1 (C1)	> All Customer	> All Globe Articles	3,300	6.8	124%	2,970	6.7	107%	3,342	6.7	118%	3,297	6.7	117%	3,725	6.9	120%
Tematic 2 (C1)	> All Customer	> All Globe Articles	2,408	6.3	113%	2,795	6.4	98%	2,742	6.5	105%	3,074	7.0	101%	3,047	6.5	109%
Tematic 3 (C1)	> All Customer	> All Globe Articles	3,861	5.8	107%	3,955	5.9	107%	3,829	6.1	102%	3,900	6.2	101%	3,812	5.9	104%
Tematic 4 (C1)	> All Customer	> All Globe Articles	3,611	5.5	106%				46	0.1	78%						
Tematic 5 (C1)	> All Customer	> All Globe Articles	7,790	6.7	117%	7,665	6.7	115%	7,718	6.5	119%	8,060	6.7	120%	7,115	6.5	110%
Tematic 6 (C1)	> All Customer	> All Globe Articles	7,223	6.6	109%	7,006	6.6	106%	7,063	6.5	109%	7,133	6.6	108%	6,538	7.0	94%
Washand 1 (C1)	> All Customer	> All Globe Articles	10,268	15.3	45%	9,772	7.5	87%	8,071	5.9	92%	9,818	7.6	86%	608	0.5	80%
Washand 2 (C1)	> All Customer	> All Globe Articles	9,344	7.5	83%	7,905	7.3	72%	5,969	6.7	59%	7,561	6.0	84%	7,901	7.8	68%
Grand Total			83,633	161.7	87%	79,282	151.0	89%	73,363	135.7	93%	76,755	133.5	94%	67,862	137.4	88%

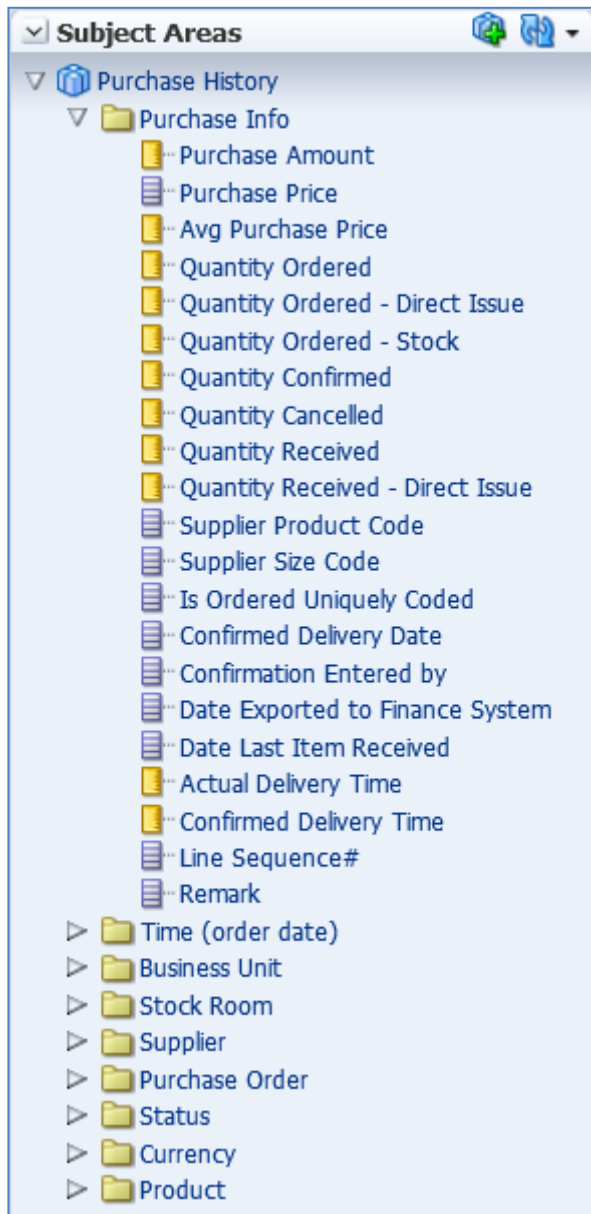
Version 1.08.36

Release Date: 30/12/2016

- Added 2 new subject areas: Purchase Orders and Purchase History
The Purchase Orders is based on the purchase order headers and can be used for a high level overview on purchase amounts and delivery terms by supplier.
The Purchase History is based on the purchase order lines can give more insight on purchase amounts, prices and delivery terms by product by supplier.
- New subject area: Purchase Orders
With analysis based on this subject area it is possible to:
 - compare actual delivery terms with promised delivery terms
 - report on total amounts ordered per BU, stockroom, supplier, etc.
 - report on average order amount, number of orders per supplier.
 Good to know: All purchase orders are loaded, also the ones that are not yet approved.



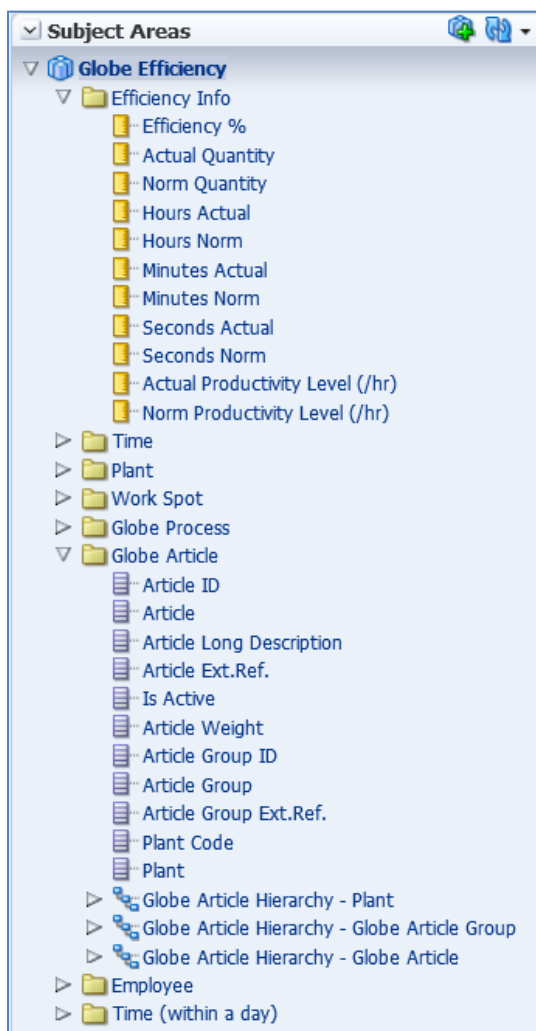
- New subject area: Purchase History
With analysis based on this subject area it is possible to:
 - compare actual delivery terms with promised delivery terms on product level
 - compare actual delivery terms of various suppliers.
 - see total quantities and amounts purchased by product, by supplier
 - compare average purchase prices by product by supplier
 - etc.



Version 1.08.35

Release Date: 27/12/2016

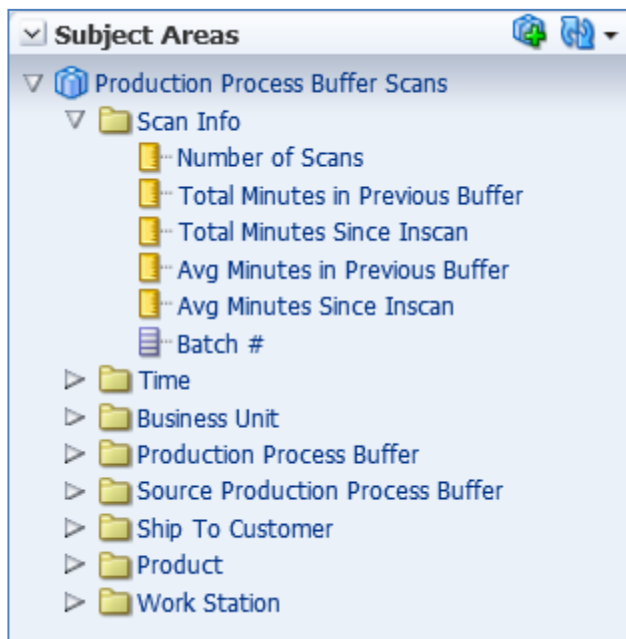
- Added new subject area: Globe Efficiency
This subject area is for when Globe (by Gotli Labs) is used instead of ABS PIMS for productivity/efficiency measurement. It replaces Employee Efficiency for laundries that have upgraded PIMS to Globe.
Main differences are: efficiency can now be reported by Globe Process and Globe Article.
Good to know:
 - instead of reporting by shift, it is now by time within a day.
 - as before, the efficiency can be reported by employee as well.



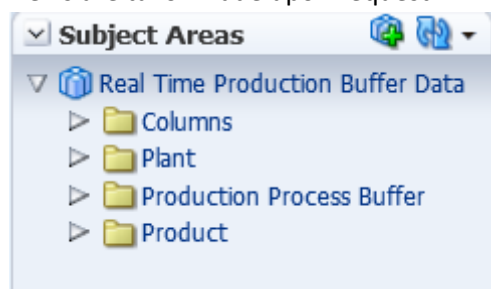
Version 1.08.34

Release Date: 25/11/2016

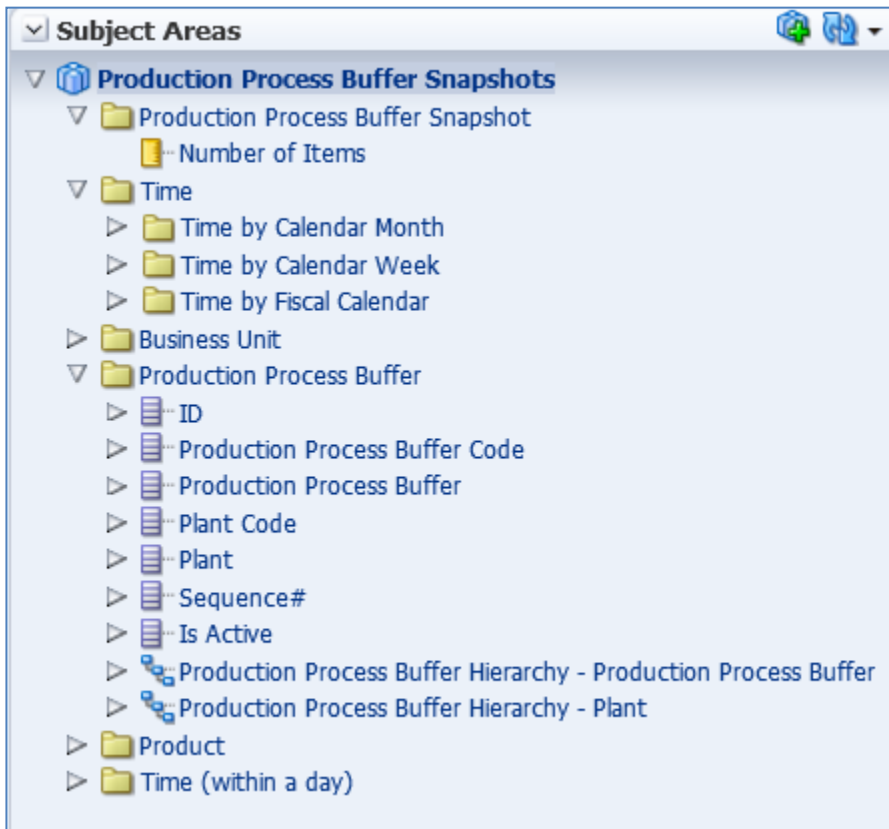
- Added new subject area: Production Process Buffer Scans
Requires module UHFBUFFER.
Can be used in conjunction with ABSolute UHF Monitor.
Holds scans for all UHF scan spots in the laundry per day, per product per buffer per customer. Answer questions like:
 - how long in average are items staying in buffer X?
 - how long in average does it take items of product group Y to go from inscan to outscan?



- Added new subject area: Real Time Production Buffer Data
Requires module UHFBUFFER
Ideal for using in conjunction with ABSolute UHF Monitor, to see buffer details the way YOU want it.
Answer questions like:
 - How many pieces are currently in buffer X ?
 - Does actual buffer size match with average size this at this hour at this day of week?
 - Where in the laundry can I find items of product X?
 Note: this is a generic structure for real time production buffer data. Specific real time data views are tailor made upon request.



- Added new subject area: Production Process Buffer Snapshots
Requires module UHFBUFFER and Production Buffer Snapshot process to be scheduled.
Can be used in conjunction with ABSolute UHF Monitor.

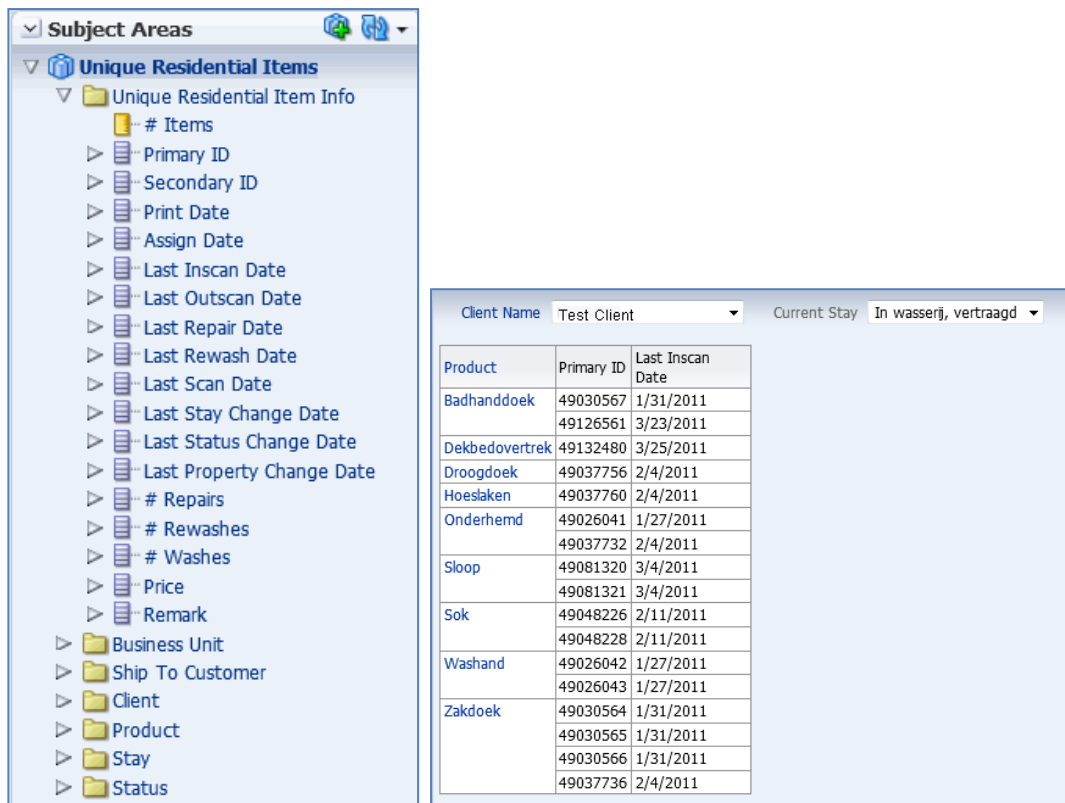


- Fixed issue with values for column 'Customer Related Items are Related To'.

Version 1.08.33

Release Date: 18/10/2016

- Added new subject area: Unique Residential Items
All unique residential items are loaded in this subject area.
Give your customer access to this information via BI -Web portal integration module!



The screenshot displays the 'Subject Areas' tree on the left and a data table on the right. The tree includes the following items:

- Subject Areas
 - Unique Residential Items
 - Unique Residential Item Info
 - # Items
 - Primary ID
 - Secondary ID
 - Print Date
 - Assign Date
 - Last Inscan Date
 - Last Outscan Date
 - Last Repair Date
 - Last Rewash Date
 - Last Scan Date
 - Last Stay Change Date
 - Last Status Change Date
 - Last Property Change Date
 - # Repairs
 - # Rewashes
 - # Washes
 - Price
 - Remark
 - Business Unit
 - Ship To Customer
 - Client
 - Product
 - Stay
 - Status

The data table on the right shows the following information:

Client Name: Test Client | Current Stay: In wasserij, vertraagd

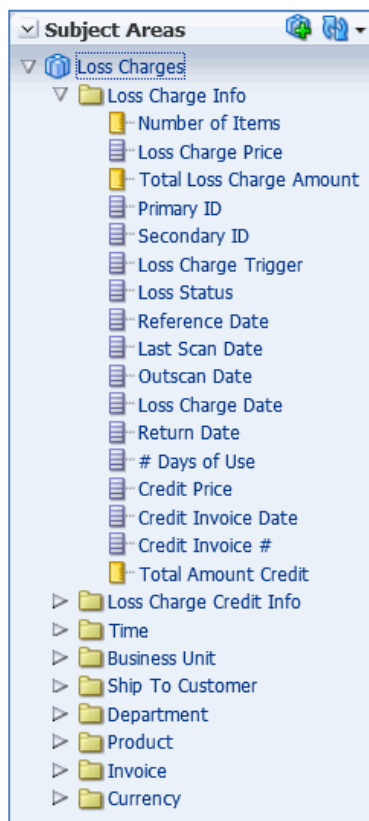
Product	Primary ID	Last Inscan Date
Badhanddoek	49030567	1/31/2011
	49126561	3/23/2011
Dekbedovertrek	49132480	3/25/2011
Droogdoek	49037756	2/4/2011
Hoeslaken	49037760	2/4/2011
Onderhemd	49026041	1/27/2011
	49037732	2/4/2011
Sloop	49081320	3/4/2011
	49081321	3/4/2011
Sok	49048226	2/11/2011
	49048228	2/11/2011
Washand	49026042	1/27/2011
	49026043	1/27/2011
Zakdoek	49030564	1/31/2011
	49030565	1/31/2011
	49030566	1/31/2011
	49037736	2/4/2011

- Significantly improved performance of warehouse load process.
- When configured for the grade, the FIFO price is used for the 'Garment Cost Price' column in both subject area 'Garment Issue History' and 'Garment Sales History'.
- Residential scans are now linked to the consumption point instead of to the department.

- Added new subject area: Loss Charges

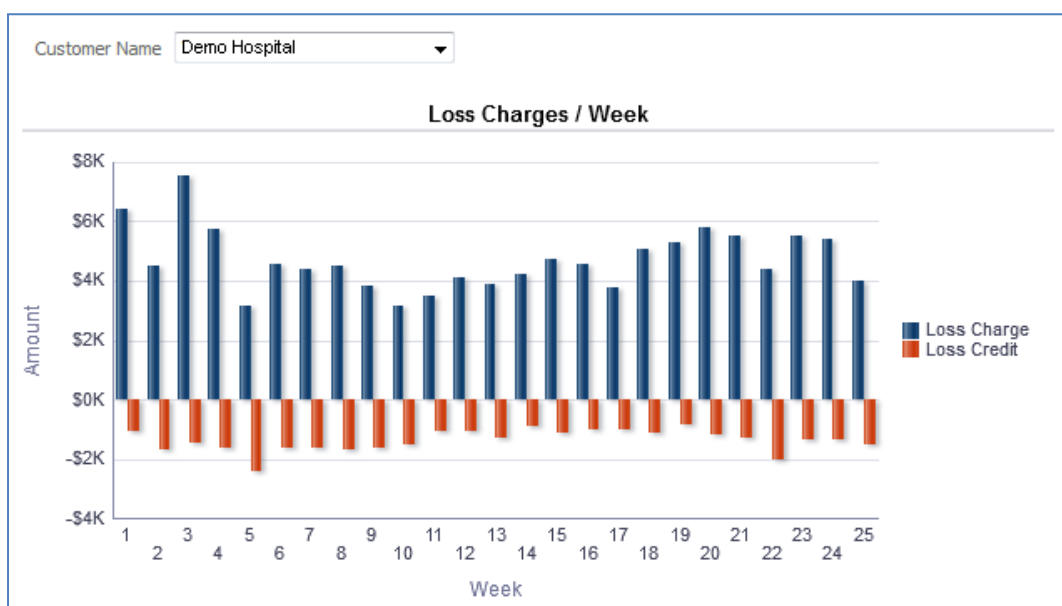
Those loss charges are the ones that are invoiced by the 'loss for pool' mechanism.

Also loss credits are included. Only charges and credits that are already on an invoice are included and can be reported by invoice if needed. For the loss charges you can see the related credit (when credited), for the credits you can see the original loss charge, per unique item if needed.

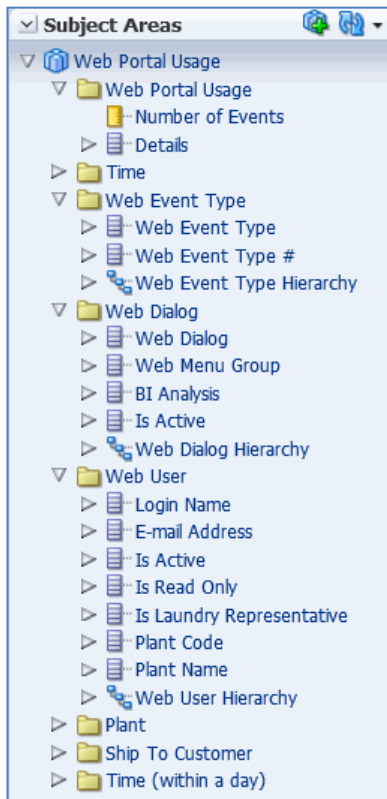


BI analysis can be developed that answer the following questions:

- Which customer pays the largest amount of loss charges?
- Which departments within a customer are responsible for most of the loss charges?
- Which product(s) cause most of the loss charges?
- How much are the loss charges decreased compared to 6 months ago after helping the customer to manage the inventory in a better way?
- What items were charged / credited on a certain invoice, for which products and which departments?



- Added new subject area: Web Portal Usage

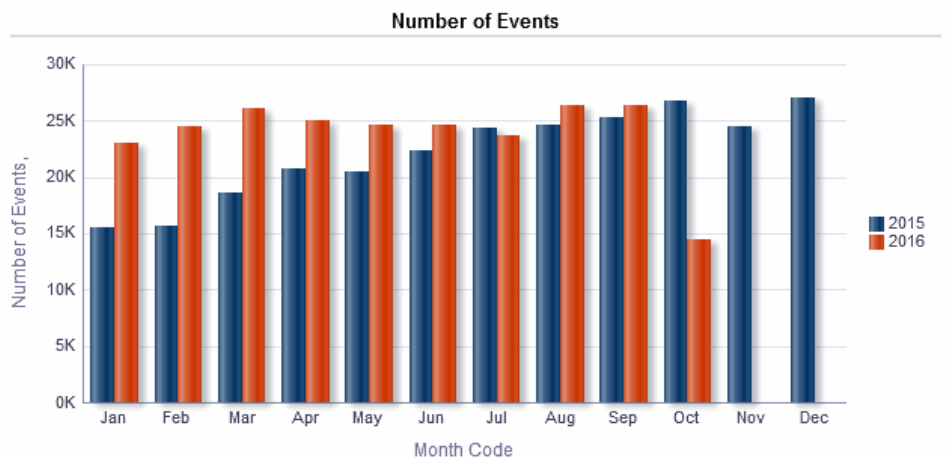


In case the ABSolute customer web portal is in use, BI analysis can be developed that answer the following questions:

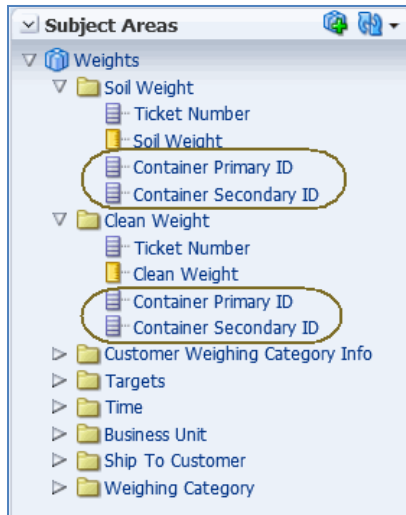
- How much is the usage of the web portal increased in last 6 months?
- Which hours of the day are the peak hours?
- Is customer X using the web portal and what does he do with it?
- Which web features, or web (BI) reports are most popular?
- Who (customer/web user) is using this web report?

Web Dialog

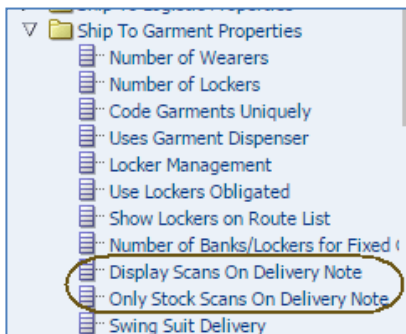
Month Code	Number of Events	
	2015	2016
Jan	15459	22980
Feb	15587	24448
Mar	18601	25976
Apr	20723	24941
May	20366	24502
Jun	22351	24608
Jul	24277	23607
Aug	24494	26259
Sep	25240	26290
Oct	26742	14410
Nov	24476	
Dec	26940	



- Added new columns to subject area Weights
For both soil weight and clean weight the Container ID (both primary and secondary) are added.



- Fixed issue regarding wrong values in Customer columns
'Display Scans on Delivery Note' and 'Only Stock Scans on Delivery Note'

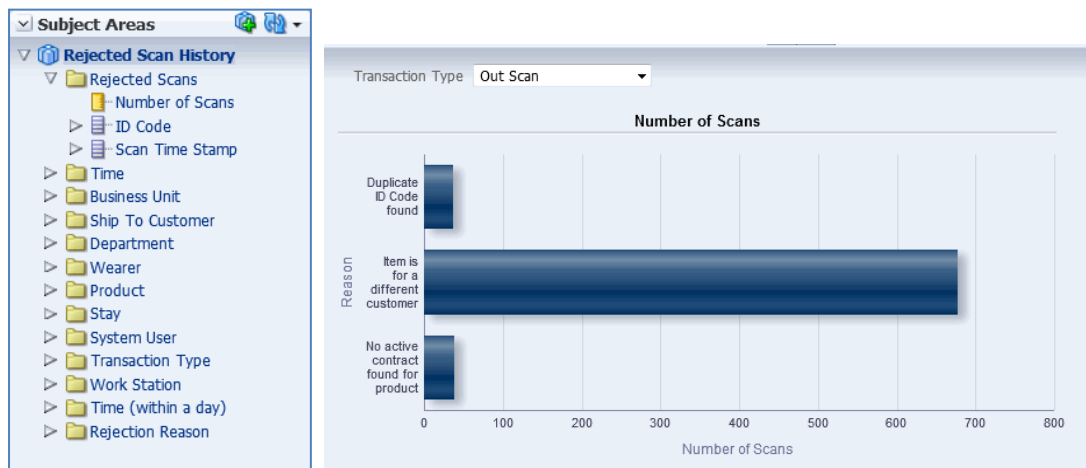


- Fixed issue regarding client delivery note closing date not loading correctly in BI.

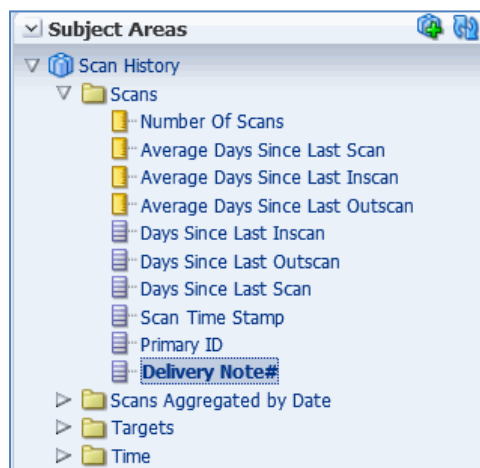
Version 1.08.32

Release Date: 19/09/2016

- Added new subject area: Rejected Scan History
It contains all UHF multi-read scans that are rejected with their rejection reason. Check the quality of your UHF scanning activity by monitoring if any rejections exist. Answer questions like: which is the biggest reason for rejections? Where and when did they occur? Did the measures I took to reduce rejections help? (monitor trend).
Note: only scans with rejection reasons that have 'Store Log' checked are available.



- Two changes to subject area Scan History
 - It is now available on consumption point level, not only on department level.
 - An new column Delivery Note# is added to be able to report out-scans per delivery note.



- Added column to subject area Unique Items: Weeks Until End Date Full Rent



- Changes to subject area Customer Products

From now on it is possible to combine subject area Customer Products with other subject areas, without the effect that the original measure becomes blank.

Example: adding the wash price to delivered pieces used to cause that the Quantity Delivered got blank. Now it is possible to add 'Average Wash Price' field while the quantity remains visible. Customer Product columns that have this new behavior can be found under 'Customer Product Consolidated Info' and are listed below:

- Average Rent Price
- Average Net Rent Price
- Average Wash Price
- Average Net Wash Price
- Average Replacement Price
- Average Sales Price
- Average Loan Price
- Average Heavy Soil Price
- Circulating Inventory
- Total Circulating Inventory
- Average Circulating Inventory
- Fixed Rent Quantity
- Nominal Stock Qty
- Chargeable Stock Qty
- Free of Charge Circulating Inventory

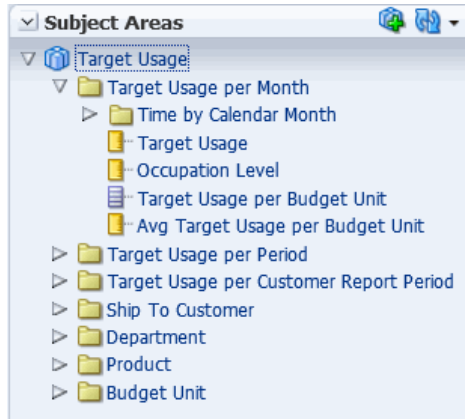
- Changes to subject area Customer Weighing Categories

A similar change as for 'Customer Products' is done for 'Customer Weighing Categories'. Columns that have the new behavior are: Average Price and Average Net Price.

Version 1.08.31

Release Date: 03/06/2016

- Added new subject area: Target Usage
It contains both target usage per department per product per budget unit.
Those targets can be defined in ABSolute (in client or in web portal) from version 9.00.01.



Sample data:

Customer Name: Department:

Year	2012					
	March		April		May	
Month Name						
#Patients	122	122	125	125	120	120
	Target Pcs/Patient	Target Usage (pcs)	Target Pcs/Patient	Target Usage (pcs)	Target Pcs/Patient	Target Usage (pcs)
Product						
Washand	1.15	140	1.15	144	1.15	138
Sloop	0.95	116	0.95	119	0.95	114
Deken badstof groot	0.80	98	0.80	100	0.80	96
Deken badstof klein	1.10	134	1.10	138	1.50	180
Kopphoeslaken 160x250	0.35	43	0.35	44	0.35	42
Dekbed sleepw Sahara zand	2.20	268	2.20	275	2.20	264
#Gyn. hoeslaken groen groot	2.10	256	2.10	263	2.10	252

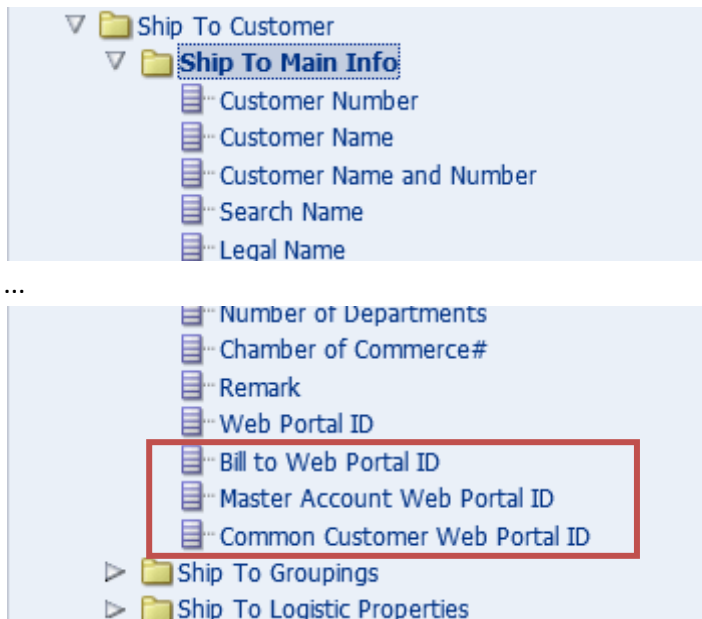
Compared with actual usage:

Usage per Month Per Department Actual vs Target

Customer Name: Department:

Year	2012					
	February			March		
Month						
Patients	221	221	221	190	190	190
	Actual Pcs	Target Pcs	Overuse	Actual Pcs	Target Pcs	Overuse
Product						
Badhanddoek	1,660	1,658	3	1,470	1,425	45
Sloop	885	884	1	750	760	-10
Washand	2,880	2,652	228	2,260	2,280	-20
Deken badstof groot	600	553	48	505	475	30
Kopphoeslaken 160x250	1,460	1,370	90	1,170	1,178	-8
Dekbed sleepw Sahara zand	60	77	-17	40	67	-27
#Gyn. hoeslaken groen groot	281	254	27	172	219	-47
#Gyn. hoeslaken groen klein	261	210	51	158	181	-23

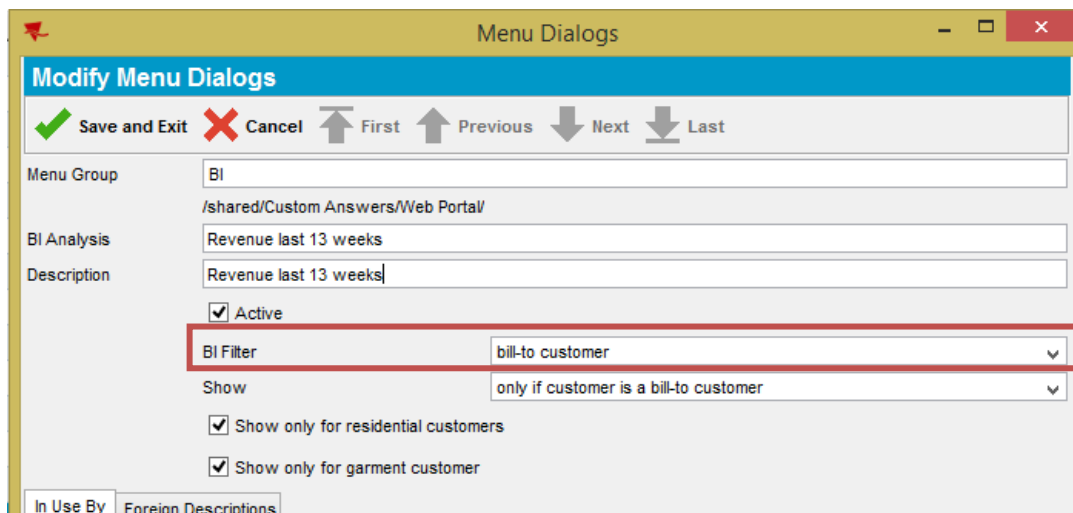
- Added 3 new fields for web portal integration
In each subject area that has Ship To Customer 3 new 'Web portal ID' fields are added in the sub folder 'Ship To Main Info'.



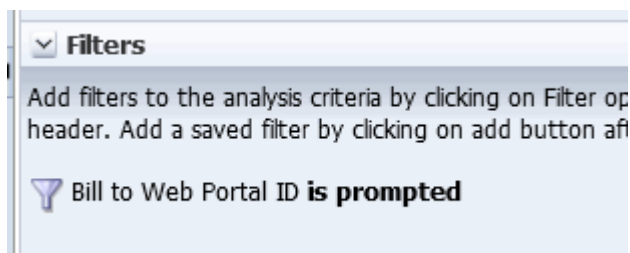
Those fields need to be used for filtering (Is Prompted) when configured in the ABSolute web portal menu one of those is used as BI filter.

Example:

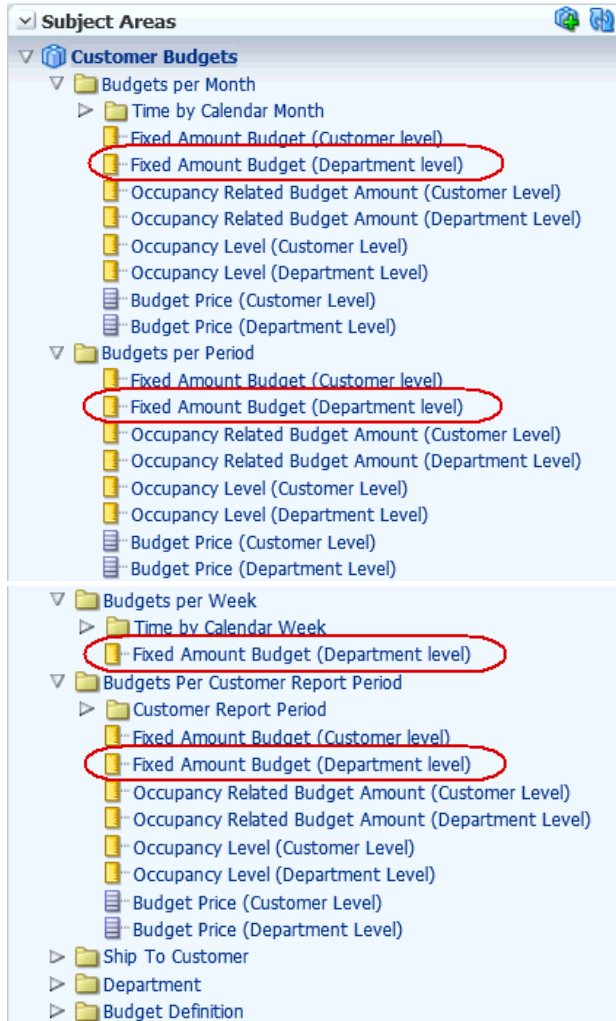
When in ABSolute BI Filter 'bill-to customer' is selected ...



... then use **Bill to Web Portal ID** as filter in the BI analysis, as shown below:



- Added 'Fixed Amount Budget (Department Level)' columns to subject area Customer Budgets
The department budgets are available for on 4 different time dimensions:
Month, Period, Week and Customer Report Period.

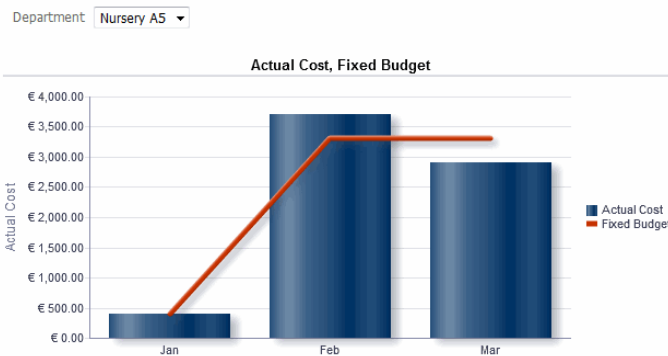


Sample analysis:

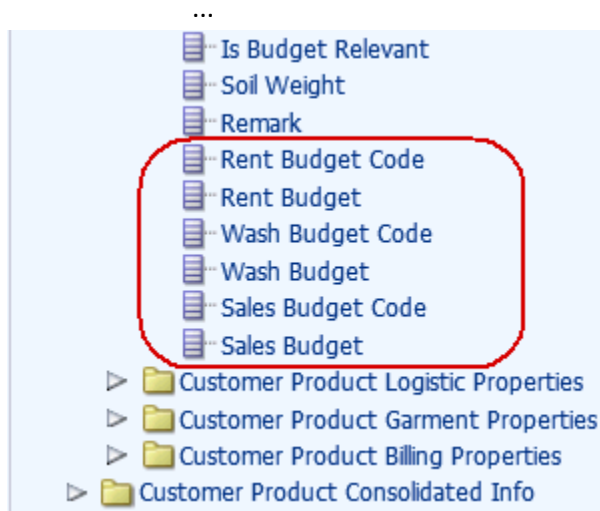
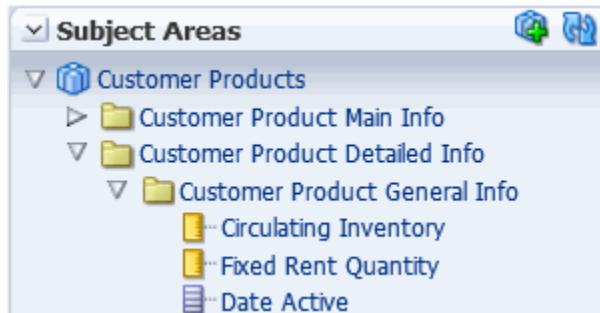
Actual Costs vs Fixed Amount Budgets per Department

Department: Nursery A5

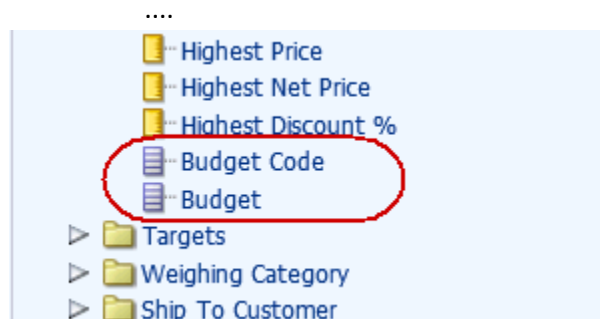
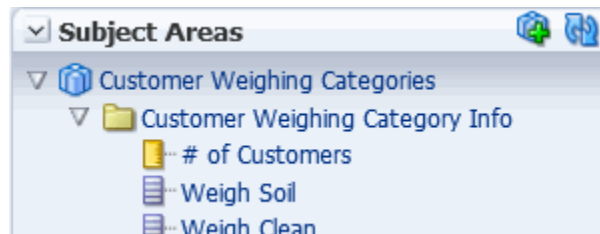
	2012			YTD
	Jan	Feb	Mar	
Fixed Budget	€ 400.00	€ 3,300.00	€ 3,300.00	€ 7,000.00
Actual Cost	€ 404.76	€ 3,700.12	€ 2,890.84	€ 6,995.72
Difference	€ 4.76	€ 400.12	-€ 409.16	-€ 4.28
Percentage	1.2%	12.1%	-12.4%	-0.1%



- Added budget columns to subject area Customer Products (from ABSolute v9.00.01)



- Added budget columns to subject area Customer Weighing Categories

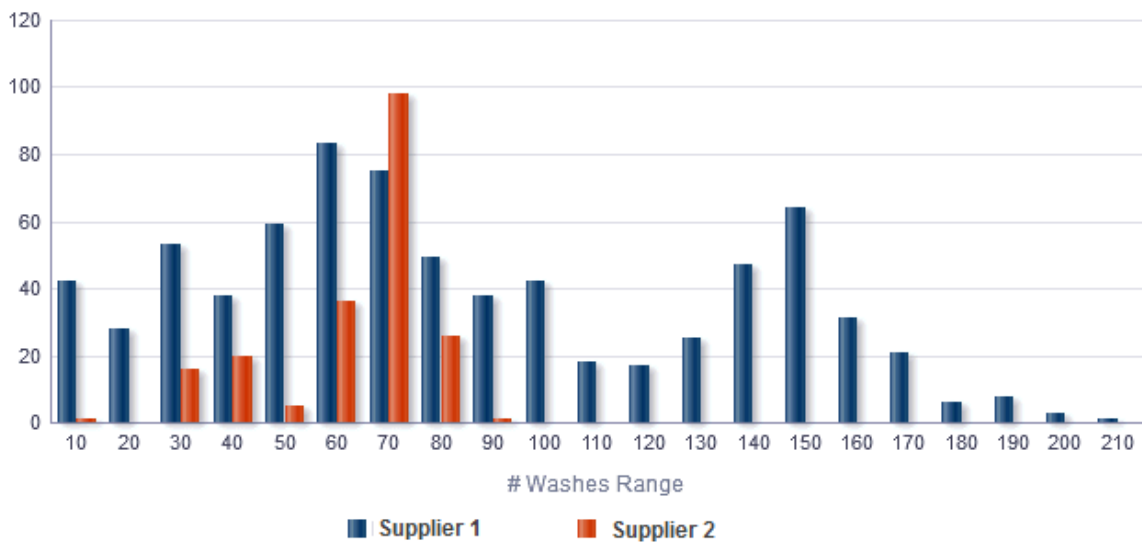


- Added new subject area: Ragged Items

Sample analysis:

Rag Reason **Worn Out** Product **Product ABC**

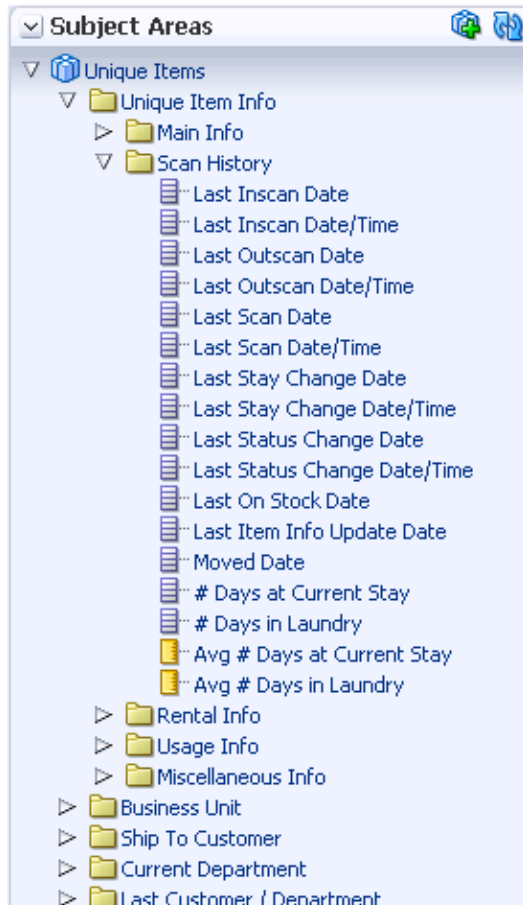
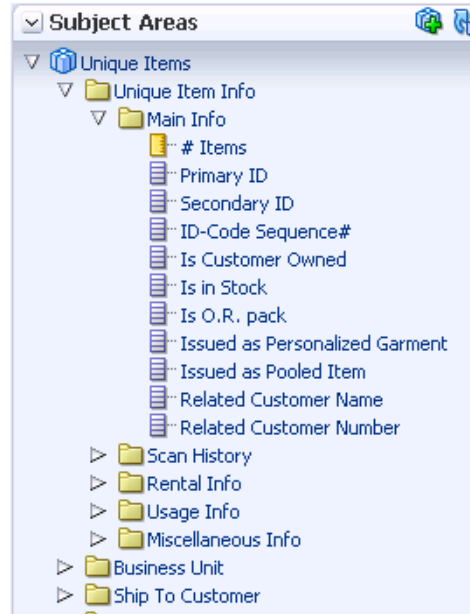
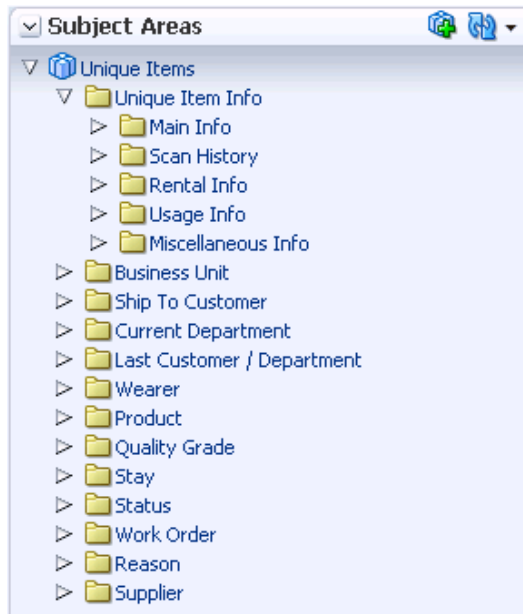
Product	Supplier	# Items	Avg # Washes	Average Purchase Price	Price / Wash Cycle
Product ABC	Supplier 1	748	104	15.50	0.149
	Supplier 2	203	48	12.60	0.263

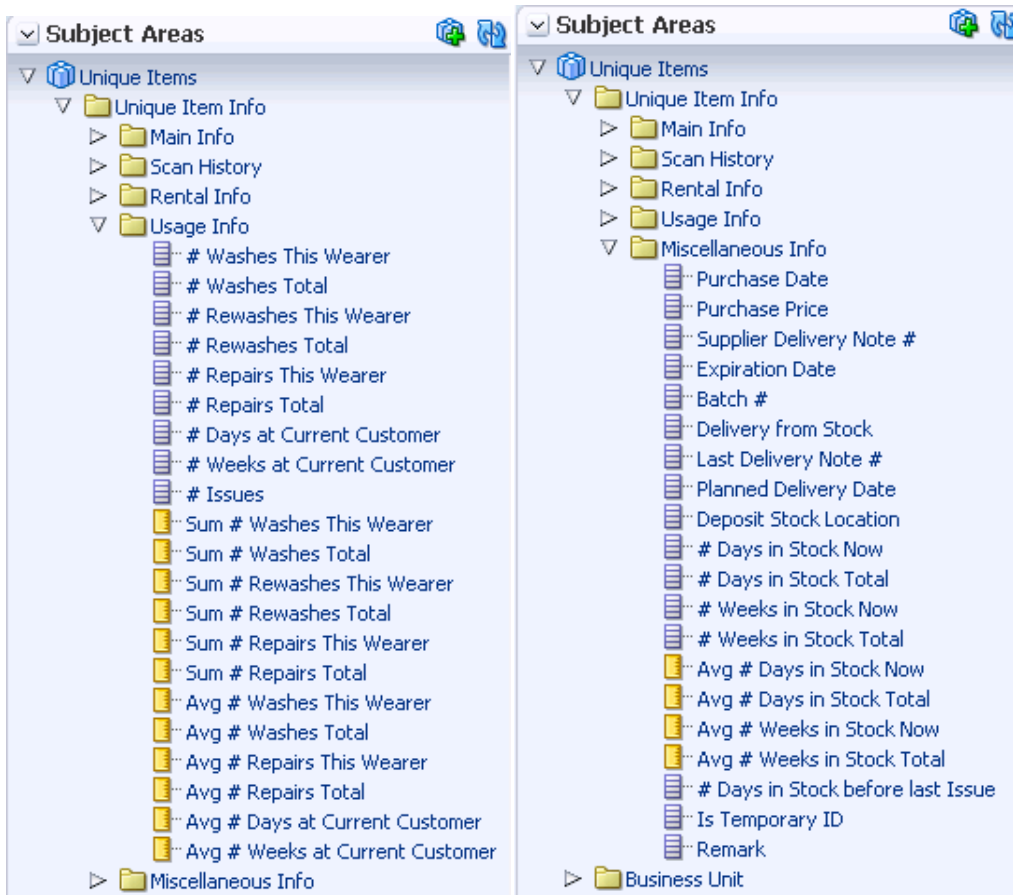


Version 1.08.30

Release Date: 07/03/2016

- Added new subject area: Unique Items
It contains both pooled items as well as personalized garments. Also items on stock and OR packs are included. See below all the available dimensions and columns





Some sample analysis that are possible now:

ORACLE Business Intelligence

Items on site at customer with stay in weeks

Customer Name:

Product	# Items	Avg # Days	Avg # Wks
Product ABC	75	120	17.1
Product BCD	173	74	10.6
Product CDE	277	69	9.8
Product DEF	150	66	9.4
Product EFG	119	65	9.3
Product FGH	836	63	9.0
Product GHI	172	52	7.5
Product HIJ	241	52	7.4
Product XYZ	978	36	5.1
Grand Total	3021	55	7.9

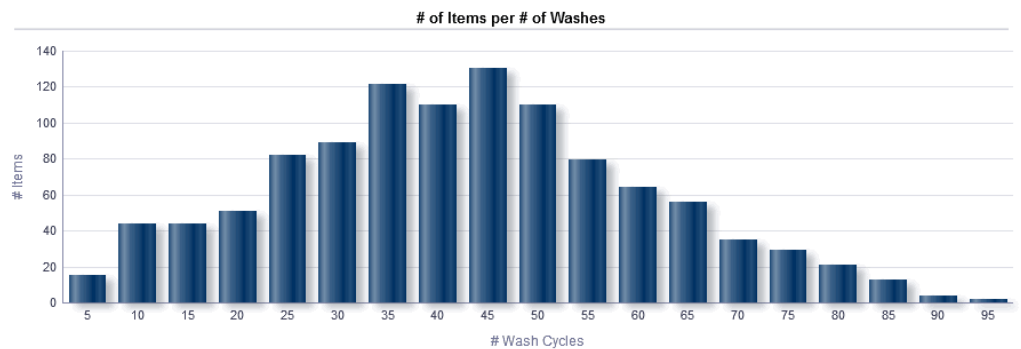


of Items per # of Washes

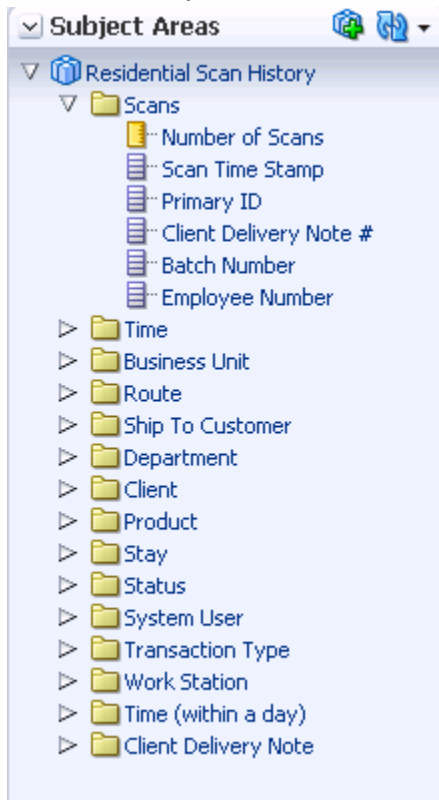
Customer Name **ABS Demo Customer**

Product **Product XYZ**

Product	# Items	Avg # Washes Total
Product ABC	359	42
Product BCD	1099	40
Product CDE	1073	37
Product DEF	294	34
Product EFG	258	31
Product FGH	256	25
Product GHI	363	22
Product HIJ	235	13
Product XYZ	283	10
Grand Total	4220	32



- Added new subject area: Residential Scan History



- Subject Area Soil Weights
From now on also the weights recorded at client delivery notes are included in the soil weight of this subject area.

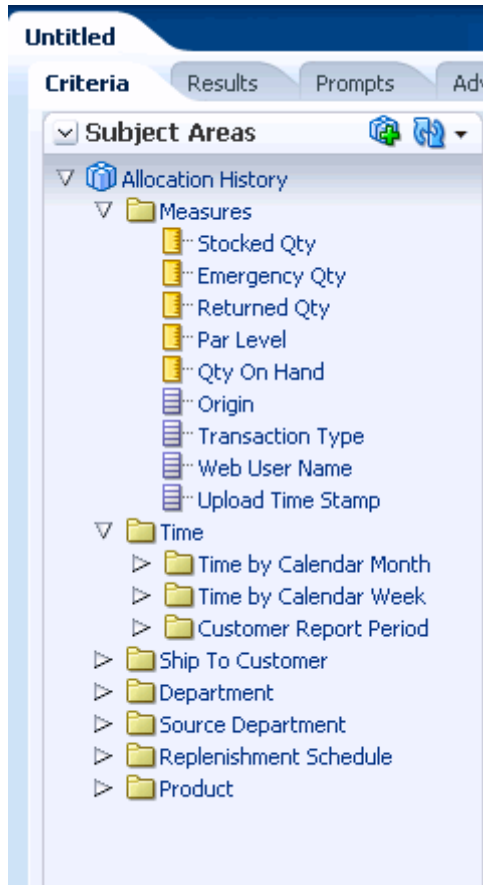
- Added new column to delivery note in delivered pieces subject area: occupancy %
This is the historical occupancy stored with the delivery note



Version 1.08.29

Release Date: **23/12/2015**

- Added new subject area: Allocation History (for US market) Requires ABSSolute a release higher than 9.00.00a



Version 1.08.28b

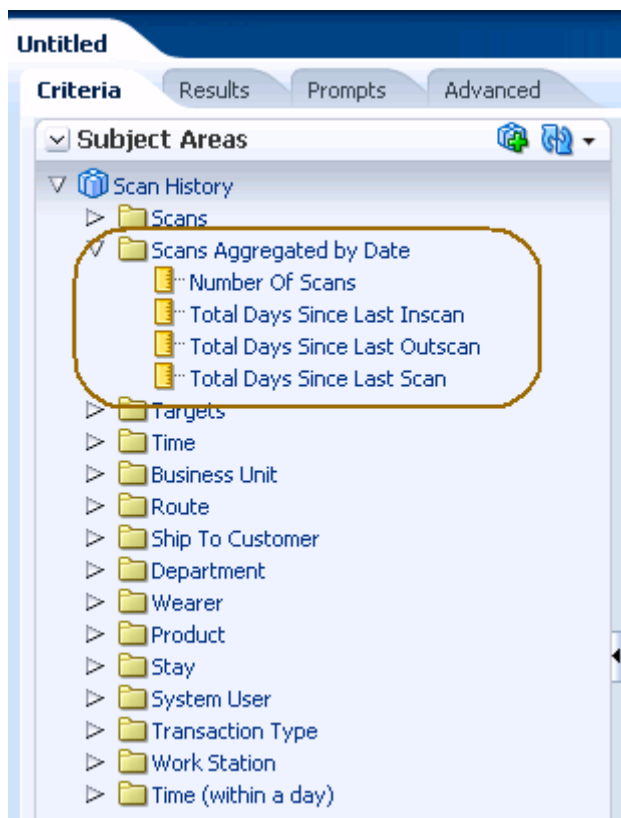
Release Date: **16/09/2016**

- For garment issue history and garment sales history the FIFO price is used when for the quality grade the valuation method 'FIFO' is defined.

Version 1.08.28a

Release Date: **23/12/2015**

- Added under subject area 'Scan History' some new fields that are based on a new aggregated scan table. Use those fields for better query performance in case information is not needed by primary ID or time of day.



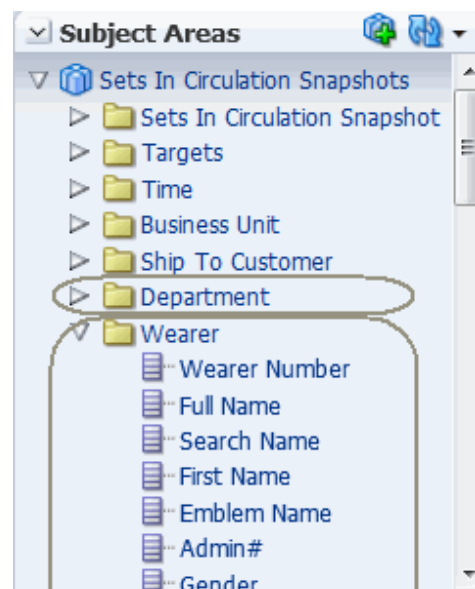
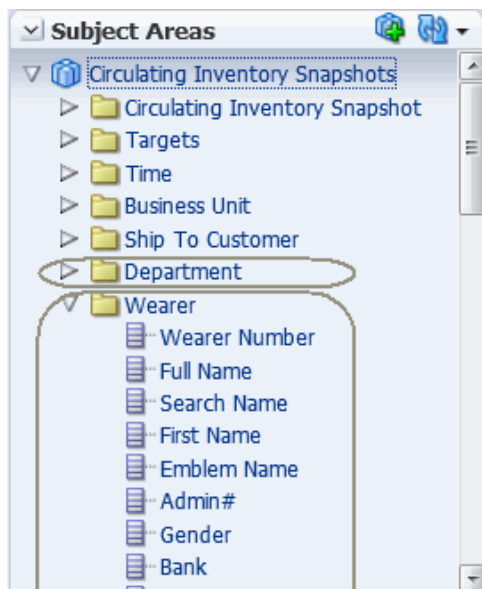
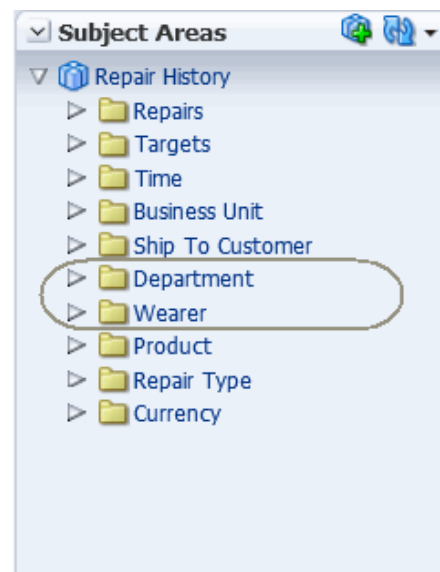
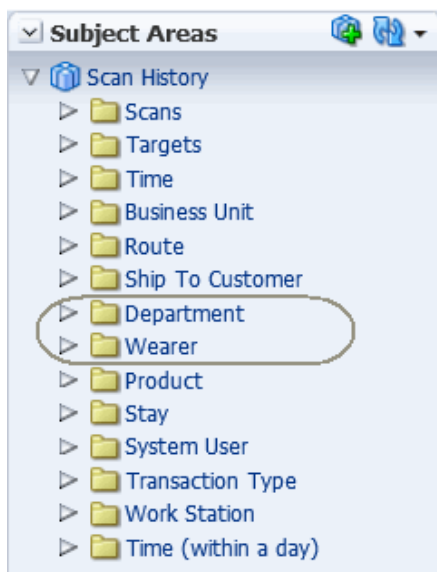
- Improvement in warehouse load: Status Quo data that was deleted in ABSolute in the last 2 months is automatically purged from the datawarehouse. This prevents load problems when the deleted data was regenerated at a later date.

Version 1.08.28

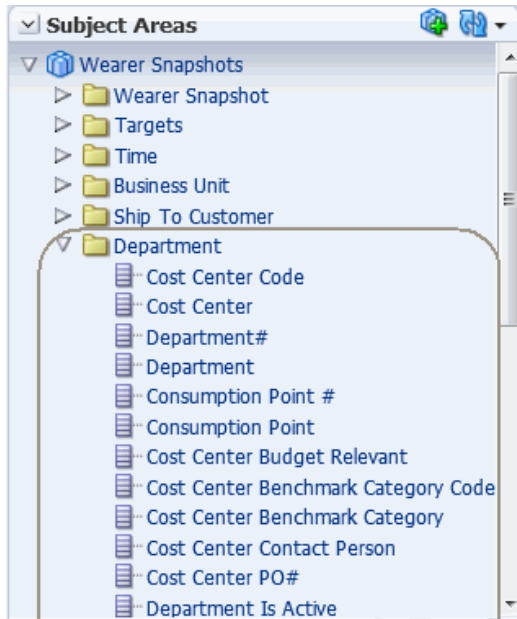
Release Date: 23/11/2015

- Two additional dimensions in 4 subject areas:
 - Scan History
 - Repair History
 - Circulating Inventory Snapshots
 - Sets in Circulation Snapshots

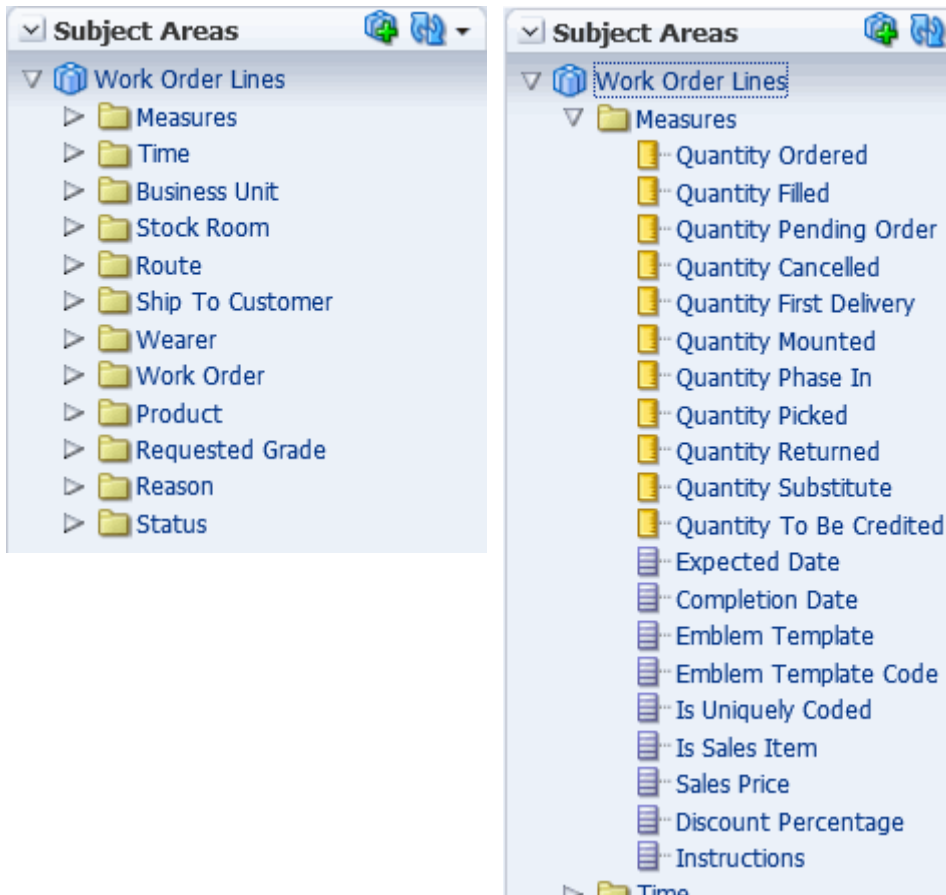
Now circulating inventory information is also available on department level and wearer level.



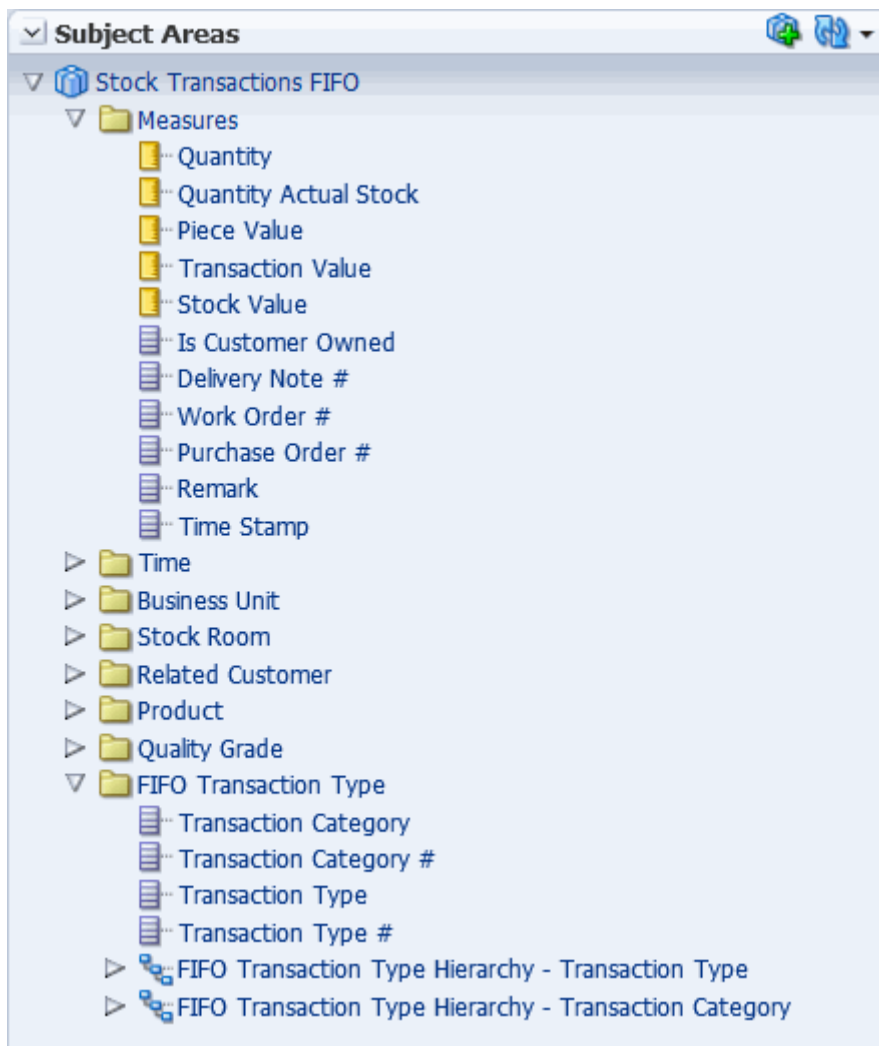
- Additional dimension in Wearer Snapshots subject area:
Now delivered pieces are also available on department level.



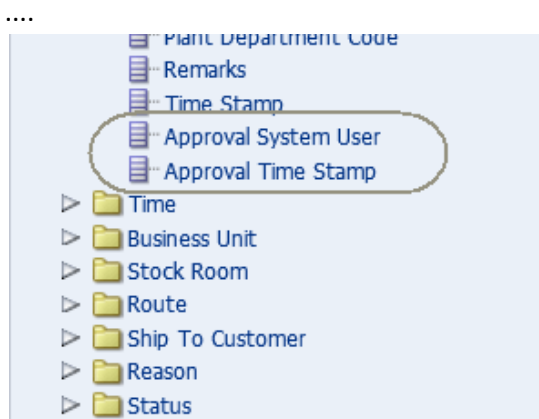
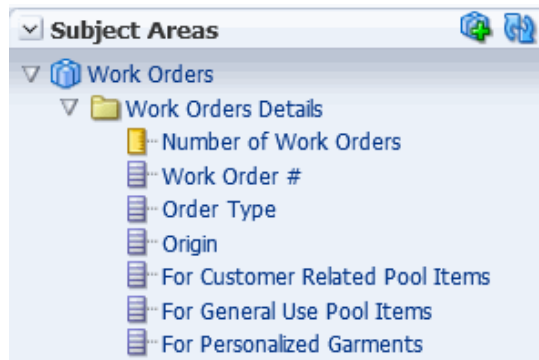
- Added new subject area: Work Order Lines:



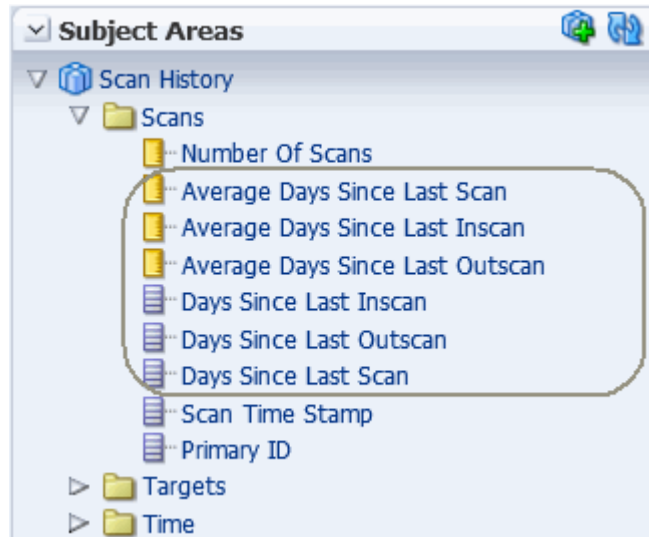
- Added new subject area: Stock Transactions FIFO:



- Added 2 new columns to work order



- Added 6 new columns to Scan History
New columns are only populated from ABSolute V9 and only for UHF multi-read scans.

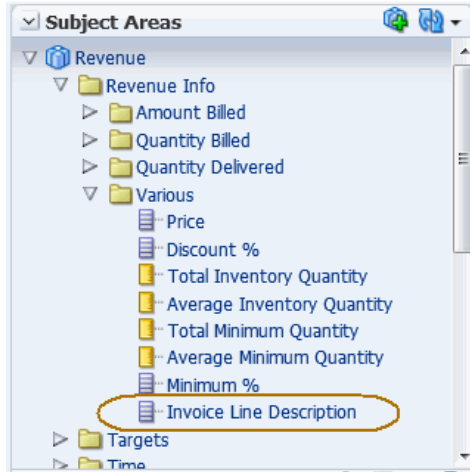


- Fixed issue in warehouse load when an alphanumeric value was saved in chamber of commerce number field in customer screen.

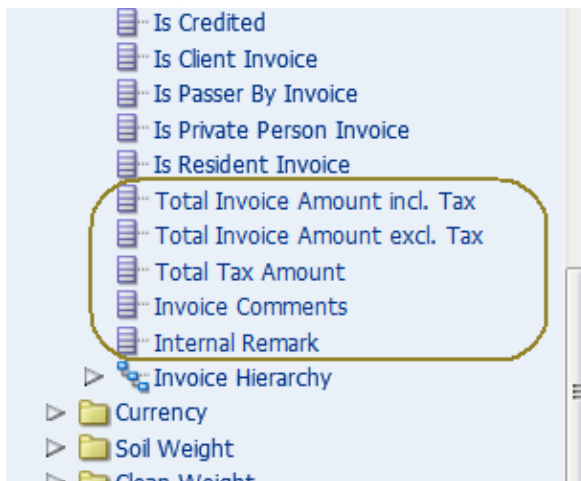
Version 1.08.27

Release Date: 22/10/2015

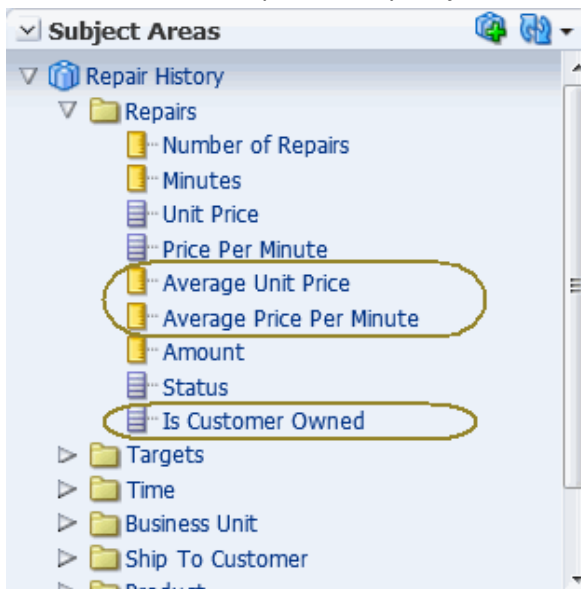
- Additional fields in Revenue subject area:



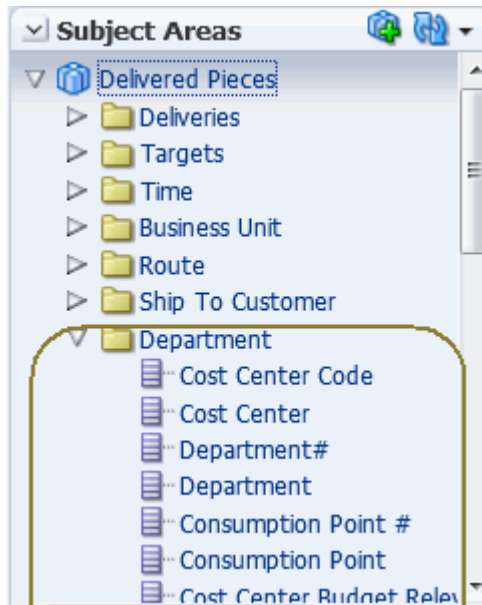
Under Invoice (also available in Credits and Costs per Department subject area):



- Additional fields in Repair History subject area



- Additional dimension in Delivered Pieces subject area:
Now delivered pieces are also available on department level.

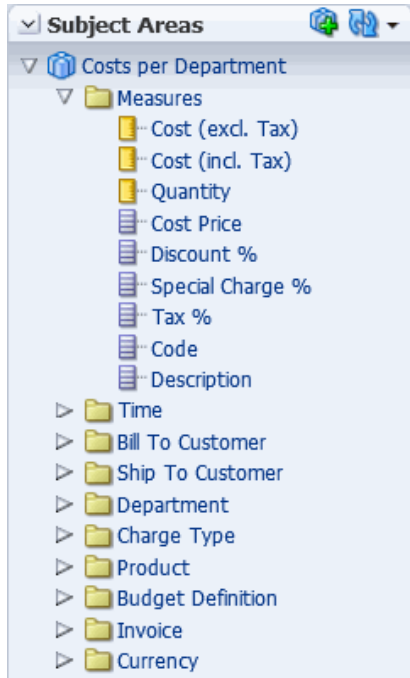


- Additional data in Residential Client Cost subject area:
Now also special charges charged to clients, that are not linked to a client delivery note (like admin costs) are included in the data of this subject area.

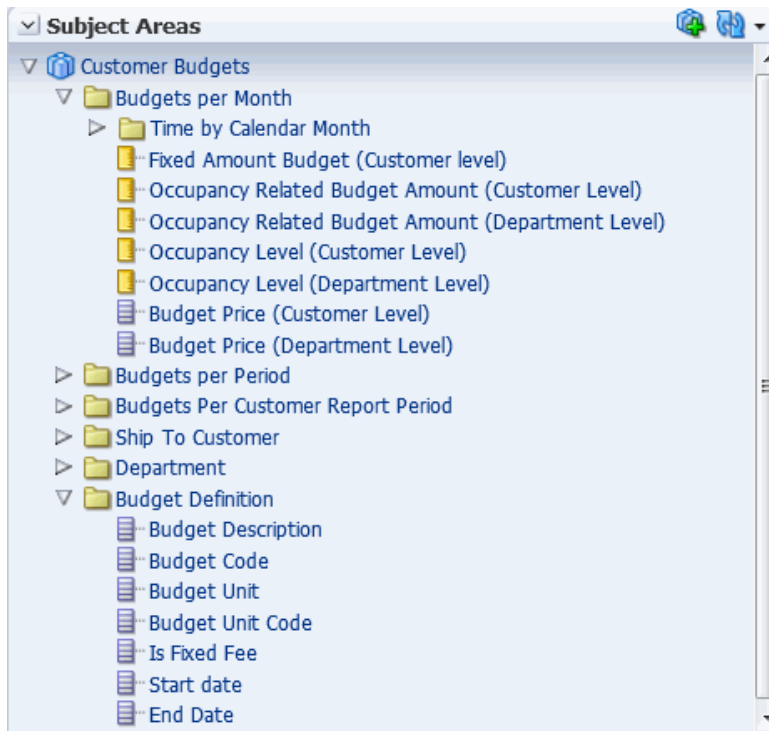
Version 1.08.26

Release Date: 14/09/2015

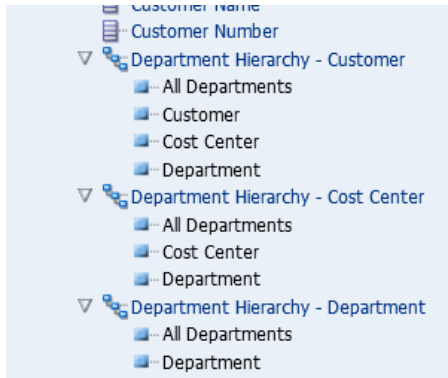
- Added subject area Department Costs
Requires budget control module and special scheduled scripts to generate invoiced costs per department.



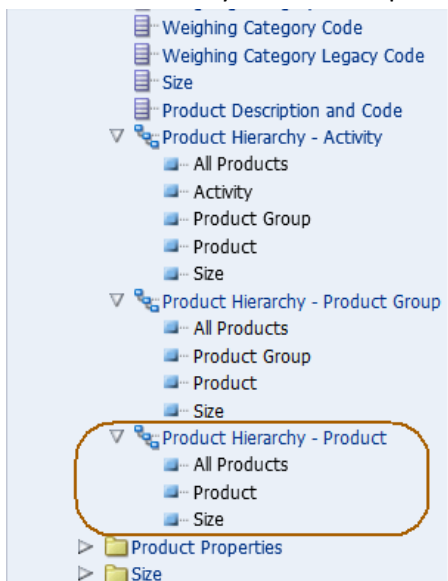
- Added subject area Customer Budgets



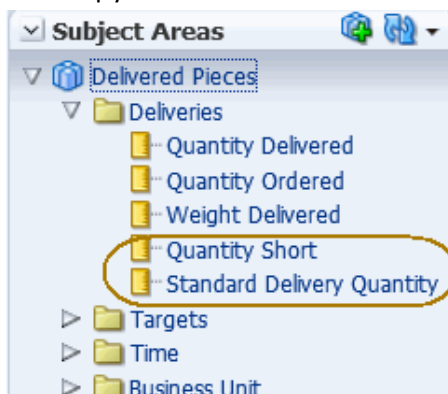
- Improved hierarchy columns for department



- Increased length of customer phone and fax number (fix)
- Extended hierarchy columns for product (added one with all-products->product)



- Added qty short and standard delivery qty to Delivered Pieces subject area



Version 1.08.25

Release Date: **21/07/2015**

- Fixed loading issue with too small fields for price index agreed and not agreed pricelists
- Added tailor made subject area

Version 1.08.24

Release Date: **01/07/2015**

- Improved CSV file load: allows for multiple files per type.
The filename in the specification is no longer the exact filename but only specifies that the filename has to start with that string.
For example when as file name is specified `weeklyrevenue targets*.csv` the following names are examples of correct filenames:

- `weeklyrevenue targets.csv`
- `weeklyrevenue targets1.csv`
- `weeklyrevenue targetsplant5.csv`
- `weeklyrevenue targets_plant1.csv`
- `weeklyrevenue targets_steve.csv`

Ask for updated specification document **ABSSolute BI External Data Sources 1.6.doc** for more information.

Warning: before updating please make sure you do not have files in the external data folder that match the filename format, which should *not* be loaded, for example files like

- `weeklyrevenue targets_old.csv`
- `weeklyrevenue targets_backup.csv`
- etc.

- Improved CSV file load: allows for both comma (,) and semicolon (;) as column separator.

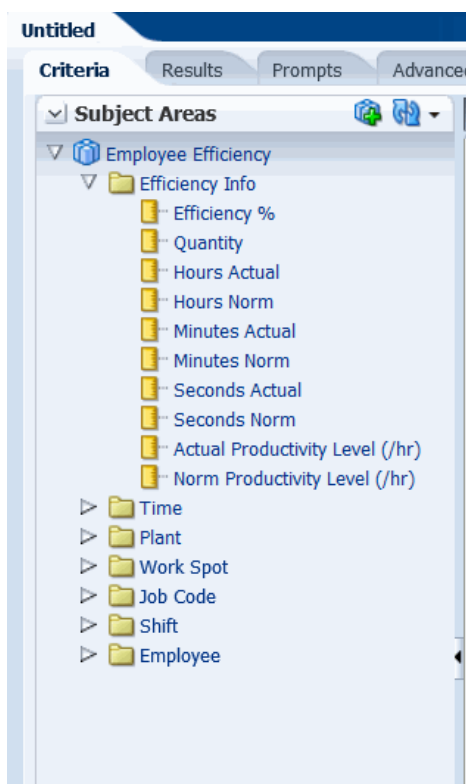
Warning: before updating please make sure you do not have files that contain a semicolon as part of the data.

- Improved warehouse load performance.

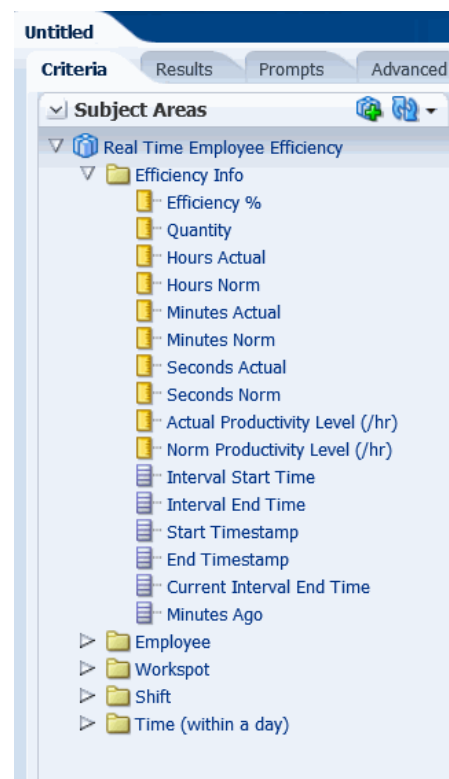
Version 1.08.23

Release Date: 26/06/2015

- Added Employee Efficiency subject area.
The difference with the already existing Efficiency subject area is that it is on employee level. Information is stored per day/shift/plant/employee/workspot/jobcode. See picture 1.
- Added Real time Efficiency subject area. See picture 2.
This data is sourced directly from PIMS, bypassing the datawarehouse and not cached. PIMS updates this information every minute. Main purpose: for display on monitors in production area to show efficiency to staff and management.



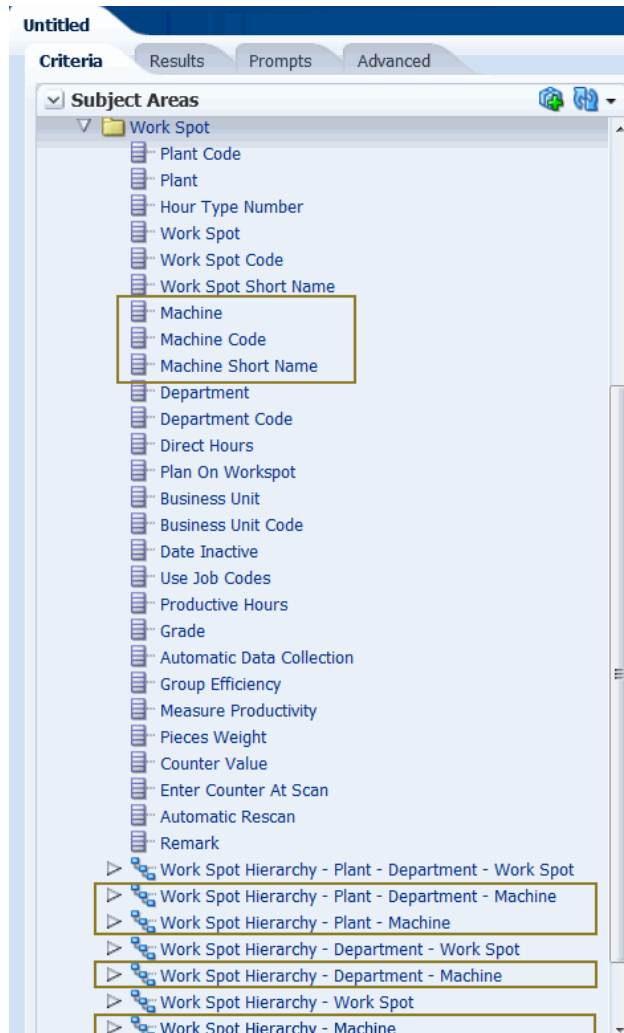
Picture 1



Picture 2

Note: to have this new PIMS sourced information, also PIMS has to be updated to the latest version.

- Added machine attributes and machine hierarchy level to Workspot folder of all PIMS subject areas.



- Fixed issue with weights and weight price in client delivery note not displaying.

Version 1.08.22

Release Date: **27/11/2014**

- Added tailor made subject areas for weekly customer info and customer product info. Those subject areas are only visible for customers that requested this tailor made information.

Version 1.08.21

Release Date: 06/11/2014

- Added tailor made columns for customer bonus. Those columns are only populated for the customer that have the functionality in *ABSSolute*.

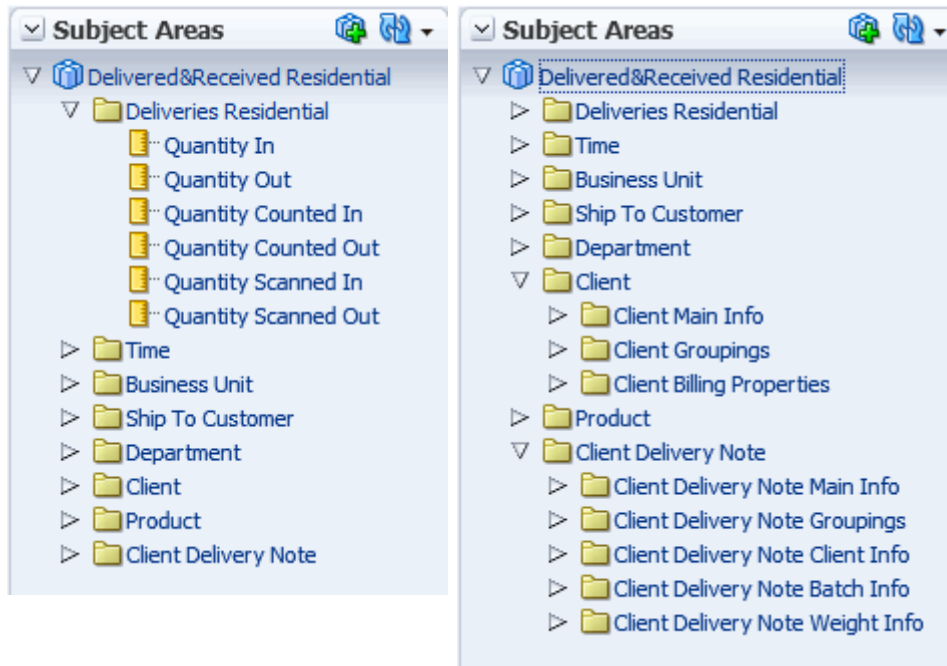


Version 1.08.20

Release Date: **24/09/2014**

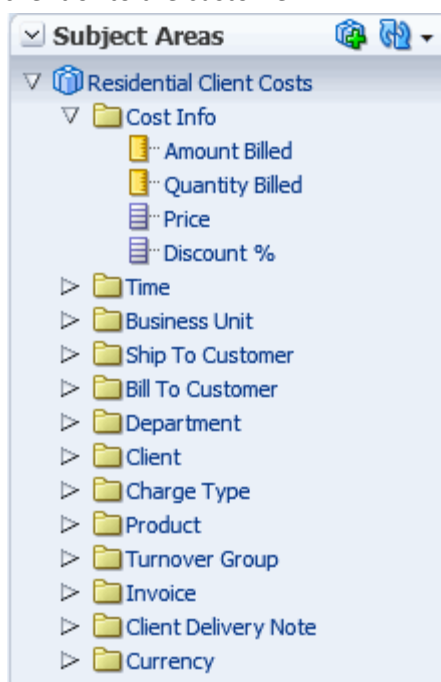
- Added subject area Delivered and Received Residential

This holds pieces in and out per client delivery note per client per product, per date.



- Added subject area Residential Client Cost

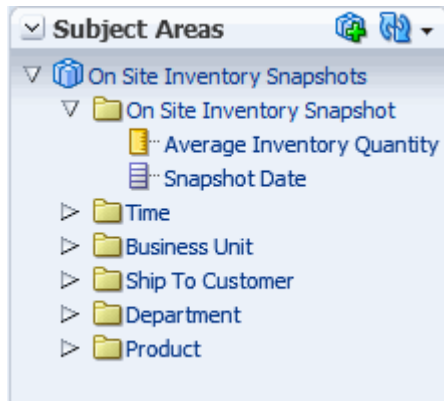
This hold information on costs per client per product per invoice, whether invoiced to the client or to the customer.



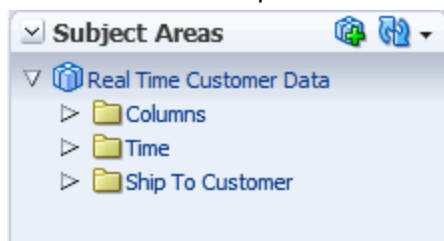
Version 1.08.19

Release Date: **release is not published. ABS Internal release**

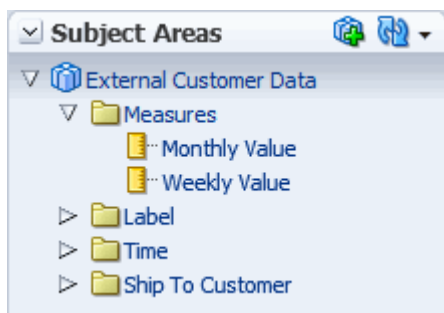
- Added subject area On Site Inventory Snapshots.
This is based on the On Site Inventory Status Quo and can be used to show trends in onsite inventory.



- Added subject area Real Time Customer Data.
The already existing Real Time Data subject area holds information on business unit level. This can hold information on customer level and can be used to publish customer related real time data in the web portal.



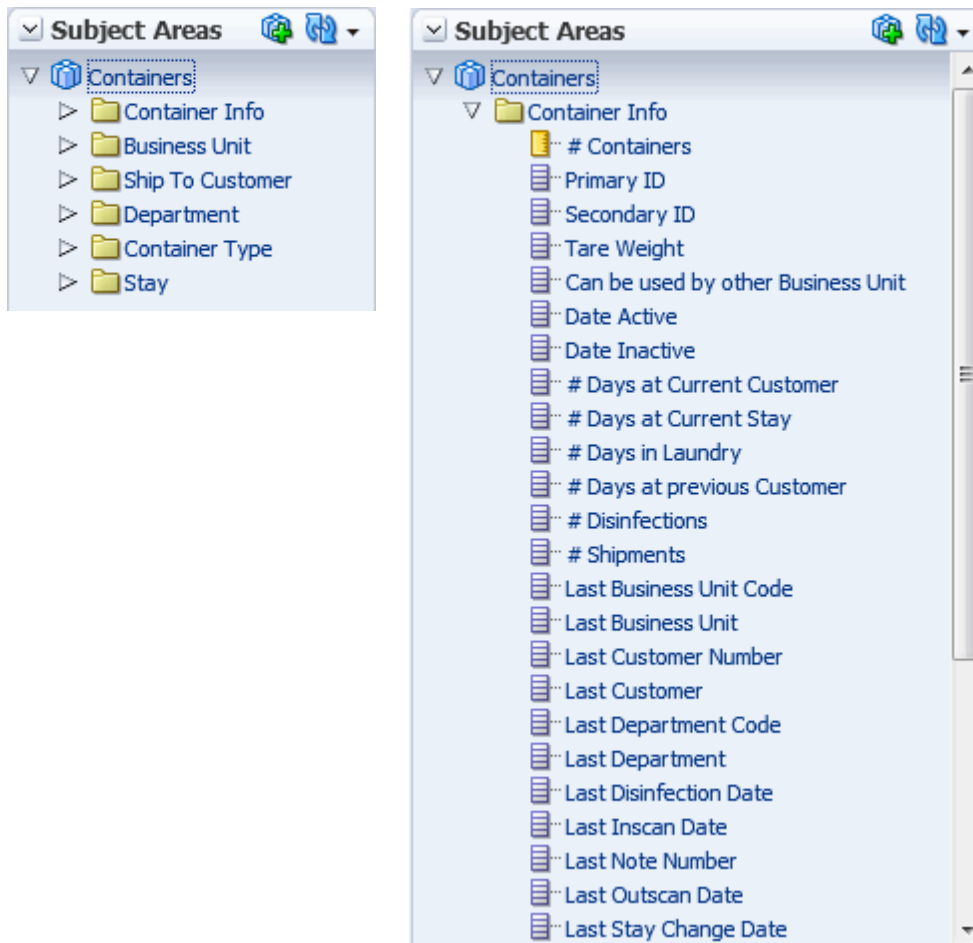
- Added subject area External Customer Data.
This allows to load external customer data from CSV files, both monthly and weekly values.



- Fixed issue in Ship To Garment properties with the column Charge Loss charge
This was translated wrong in Dutch into 'Bereken restwaarde' and renamed now.
The correct 'Charge Residual Value' column is added.

- Added subject area Containers

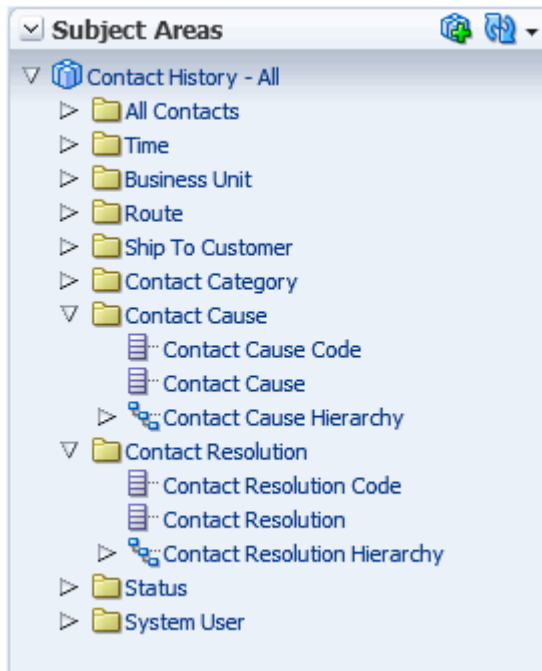
This holds all containers in the database, including their current stay. It can be used to see how many and which containers are at a customer and how long they already there.



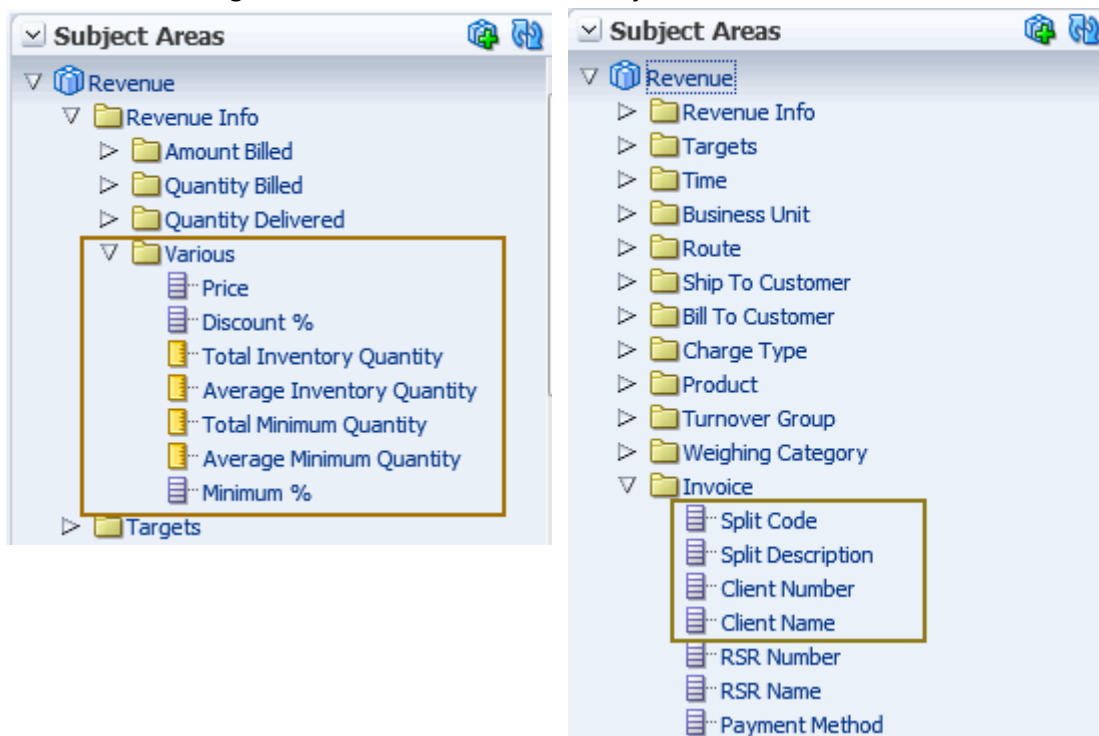
Version 1.08.18

Release Date: **release is not published. ABS Internal release**

- Added Contact Cause and Contact Resolution information to Contact History - All and Contact History - Closed subject areas.



- Added the following columns under the Revenue subject Area:



Version 1.08.17a

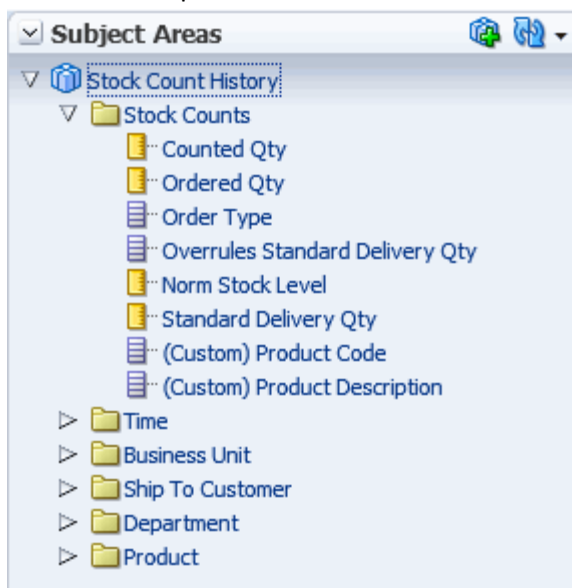
Release Date: **24/04/2014**

- Fixed issue with updating Repair and Garment Sales data

Version 1.08.17

Release Date: **07/04/2014**

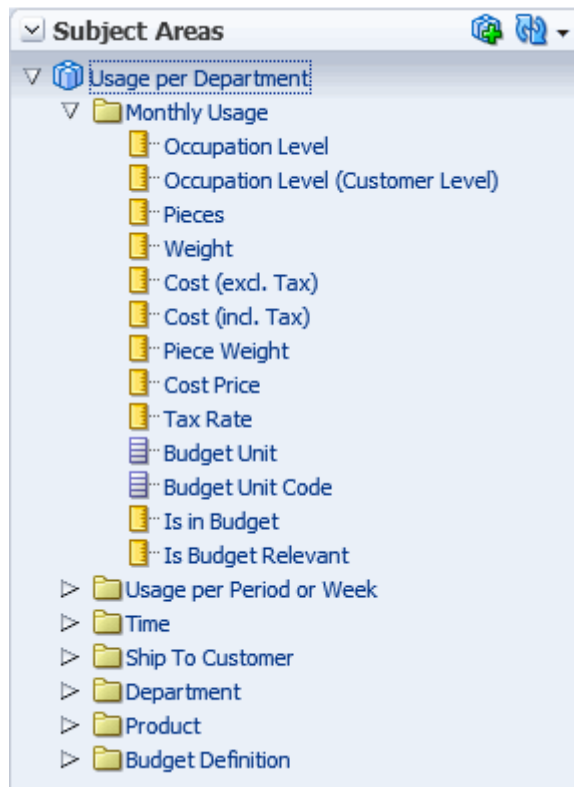
- Added new Subject Area : Stock Count History.
This holds information on stock counts done at the customers. Counts can be entered in the customer web portal or in the Linen Assistant handheld application.



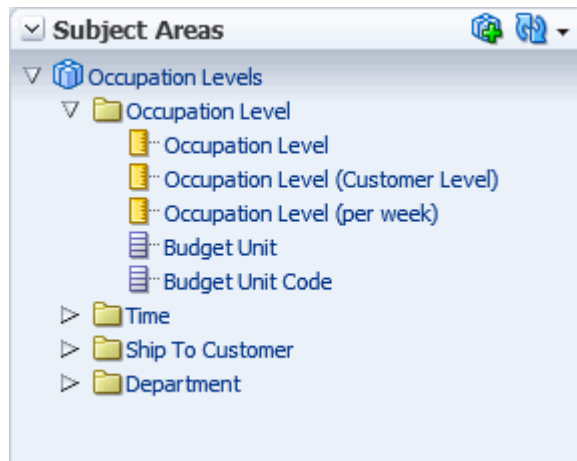
Version 1.08.16

Release Date: 21/02/2014

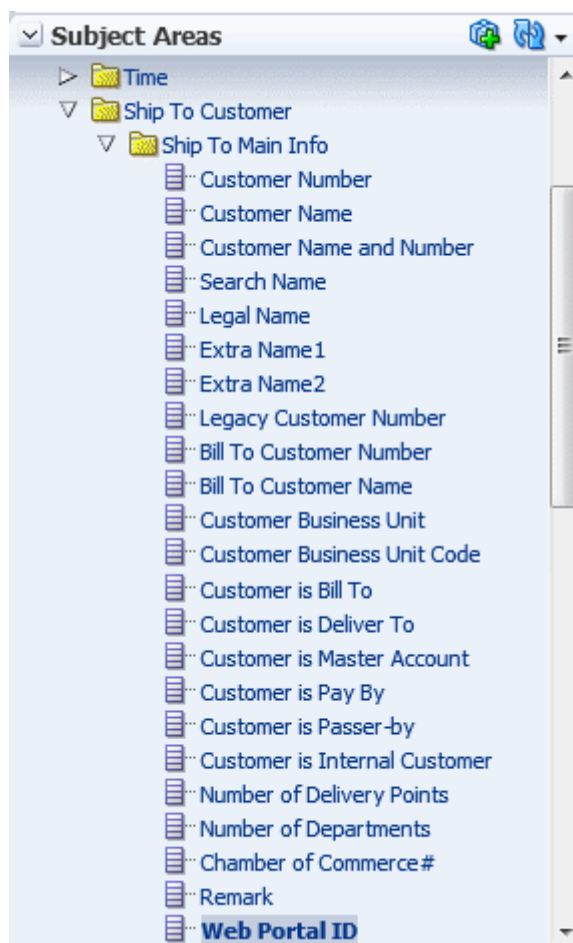
- Added subject area 'Usage per Department'.
This holds information on: usage per department based on delivered and (re)allocated pieces. The Cost is based quantity times cost price, which is defined in product list per customer.



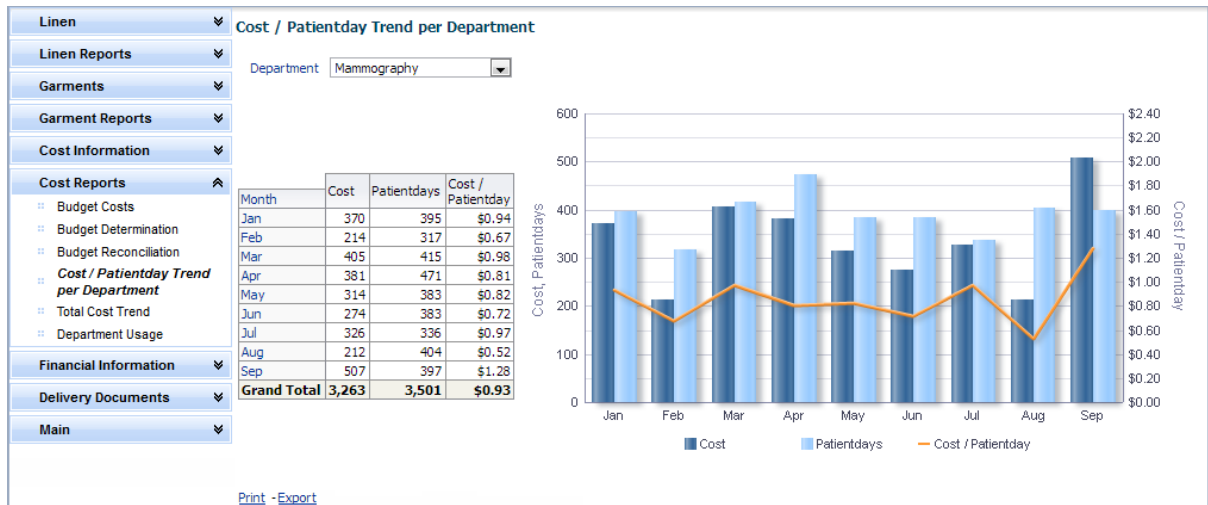
- Added subject area 'Occupation Levels'.
This holds information on:
 - patient days and patients or any other budget unit per department per period/ month.
Column: Occupation Level
 - idem per week
Column: Occupation Level (per week)
 - adjusted patient days
Column: Occupation Level (Customer Level)
 Note that data from this subject area is loaded real time from *ABSolute*, so that end customer do not experience a day delay for report data to be updated after entering occupation levels in the customer web portal.



- Added possibility to publish analysis in the customer web portal
 For this purpose the column 'Web Portal ID' is added for filtering based on passed customer parameter from the web portal.
 This requires a license of the module WEBPORTALBI (Web Portal Business Intelligence) `



Some sample reports integrated in the customer web portal:



Department Usage

Department:

Year 2010 Month August

Patient days 454

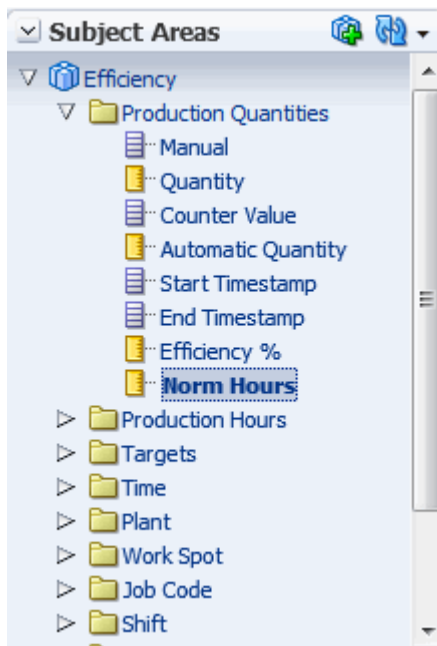
Product	Piece Weight	Piece Price	Month Actual			Per Patient Day		
			Pieces	Weight	Cost	Pieces	Weight	Cost
Bath Blanket	1.3200	\$0.4273	440	581	\$188.01	1.0	1.2793	\$0.4141
Bath Towel	0.4800	\$0.1785	30	14	\$5.36	0.1	0.0317	\$0.0118
Draw Sheet	0.6400	\$0.2325	1610	1,030	\$374.33	3.5	2.2696	\$0.8245
Flat Sheet	1.0700	\$0.3638	10	11	\$3.64	0.0	0.0236	\$0.0080
Gown - IV Tele	0.8000	\$0.5802	80	64	\$46.42	0.2	0.1410	\$0.1022
Gown - Patient	0.7000	\$0.3526	450	315	\$158.67	1.0	0.6938	\$0.3495
Hand Towel	0.2000	\$0.1304	420	84	\$54.77	0.9	0.1850	\$0.1206
Incontinent Pad L	1.1900	\$0.4485	30	36	\$13.46	0.1	0.0786	\$0.0296
Knit Fitted Sheet	1.4000	\$0.4885	15	21	\$7.33	0.0	0.0463	\$0.0161
NOG Pillow	0.3040	\$1.2500	10	3	\$12.50	0.0	0.0067	\$0.0275
Pillowcase	0.2000	\$0.1650	930	186	\$153.45	2.0	0.4097	\$0.3380
Thermal Spread - Champagne	3.5960	\$1.0911	6	22	\$6.55	0.0	0.0475	\$0.0144
Washcloth	0.0600	\$0.0779	550	33	\$42.85	1.2	0.0727	\$0.0944
Grand Total			4581	6,047	\$1,957.46	10.1	13.3192	\$4.3116

[Print](#) - [Export](#)

Version 1.08.15c

Release Date: 24/02/2014

- Fixed issue with Efficiency calculation. Added column 'Norm Hours' which is the number of hours that should have been worked according to the productivity standards for the actual processed volume. This is needed to calculate efficiency accurately.



Version 1.08.15b

Release Date: **14/01/2014**

- Added the following columns to Product Info:
 - Product Short Description
 - Weighing Category Legacy Code
 - Product Group Legacy Code

Version 1.08.15a

Release Date: **18/04/2014**

- Fixed issue updating status and reason of work orders

Version 1.08.15

Release Date: **25/02/2013**

- Added Subject Area Circulating Inventory Adjustments
This information is based on *ABSolute's* Rental Quantity Adjustments
- Added Heavy Soil and Clean Return to Soil Counts subject area
- Added several columns to Customer Products subject area:
 - Excess billing columns
 - various stock qty columns,
 - loan price columns
 - heavy soil price columns

- Added Weight Delivered column to subject area Deliveries. To know the theoretical weight delivered. (piece weight * # pieces delivered)
- Added Subject Area Weekly Revenue. Note that this is only populated based on custom made scripts. If you are already billing weekly or daily, you would not need this subject area.

Version 1.08.14c

Release Date: **05/11/2013**

- Improved initial load

Version 1.08.14b

Release Date: **18/04/2013**

- Fixed issue updating status and reason of work orders (downgraded fix)

Version 1.08.14a

Release Date: **14/02/2013**

- Improved initial load and CVS load processes

Version 1.08.14

Release Date: **15/10/2012**

- Added Real Time Data subject area, that allows to display information sourced directly from *ABSSolute* or PIMS in a real time fashion. Send specifications of information requirements to ABS for development of custom views that enable this option.
- User access logging added. This tracks who logged on and when.

Version 1.08.13c

Release Date: **13/06/2012**

- Added columns 'Last Periods Year', 'Last Periods Quarter Number', 'Last Periods Quarter Sequence Number'.

Version 1.08.13b

Release Date: **29/05/2012**

- Fixed issue with length customer email address

Version 1.08.13a

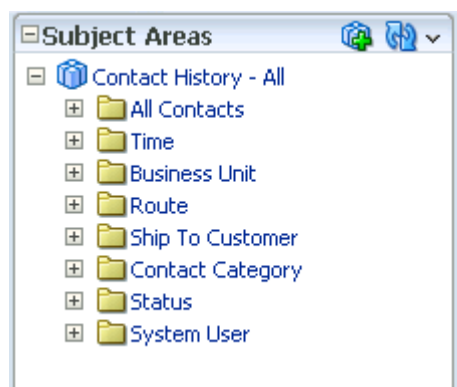
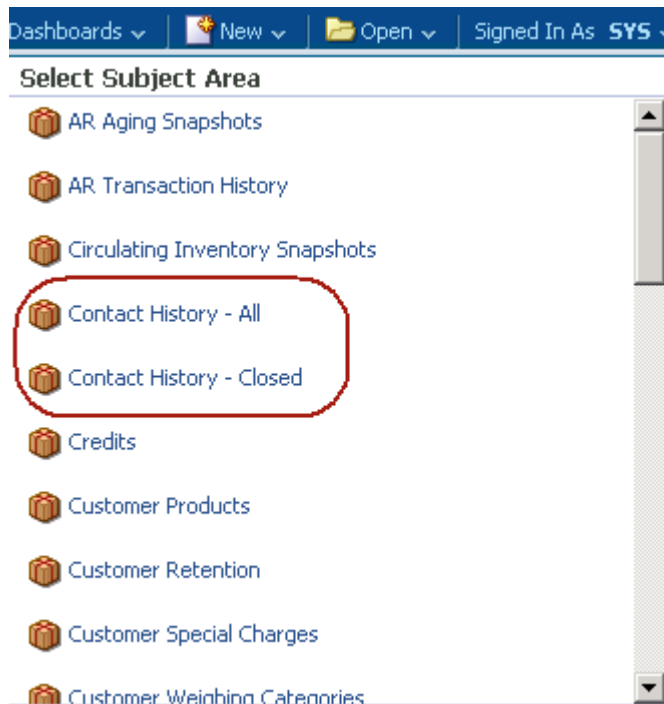
Release Date: 28/03/2012

- Fixed issue with loading PIMS production quantities in case of multiple shifts
- Fixed issue with loading financial transactions from csv file

Version 1.08.13

Release Date: 11/03/2012

- Added new subject area **Contact History - All**
This new subject area holds *all* contacts from *ABSSolute* contact manager.
As opposed to the Closed Contacts it holds also open (new/in progress/follow up needed) contacts. They can be reported by new-date, status and system user.
Existing subject area 'Closed Contacts' is renamed to 'Contact History - Closed'.



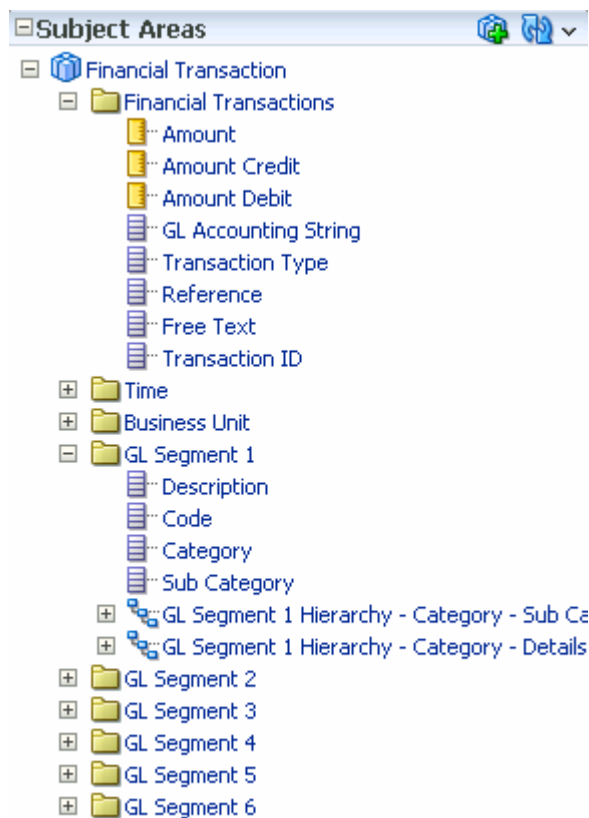
- Added subject area **Financial Transactions**

This new subject area is for financial transactions imported from General Ledger of 3rd party book keeping systems.

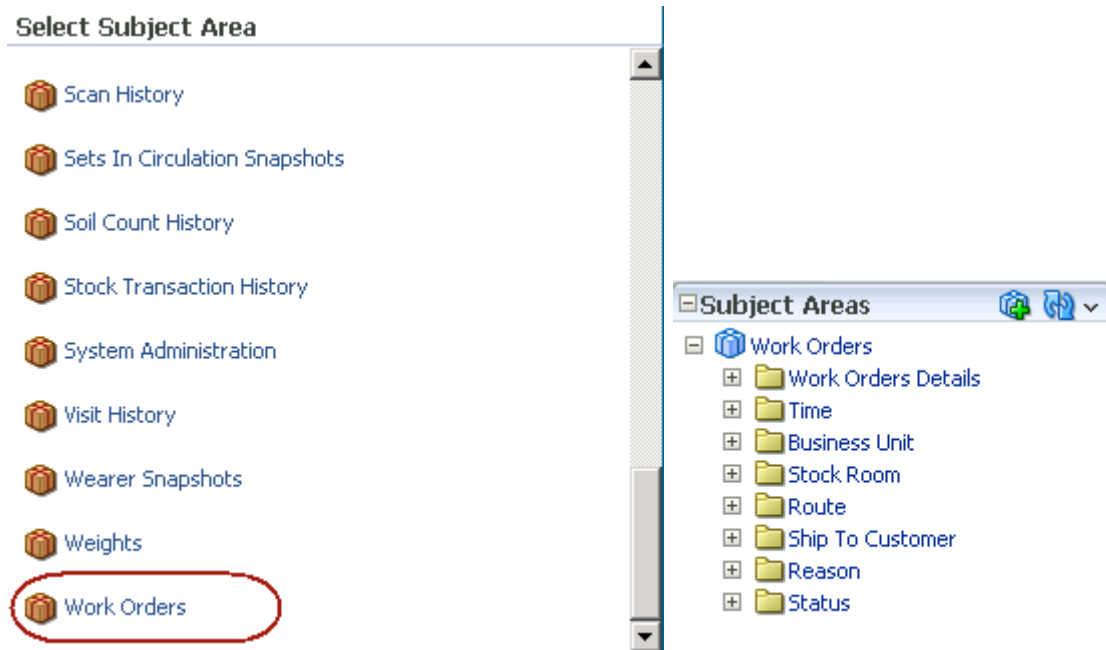
Export your financial data in a CSV file with a pre-defined format. GL string can contain up to 6 elements and you're free to define what element means what.

This functionality is an add-on module to the ABS BI module.

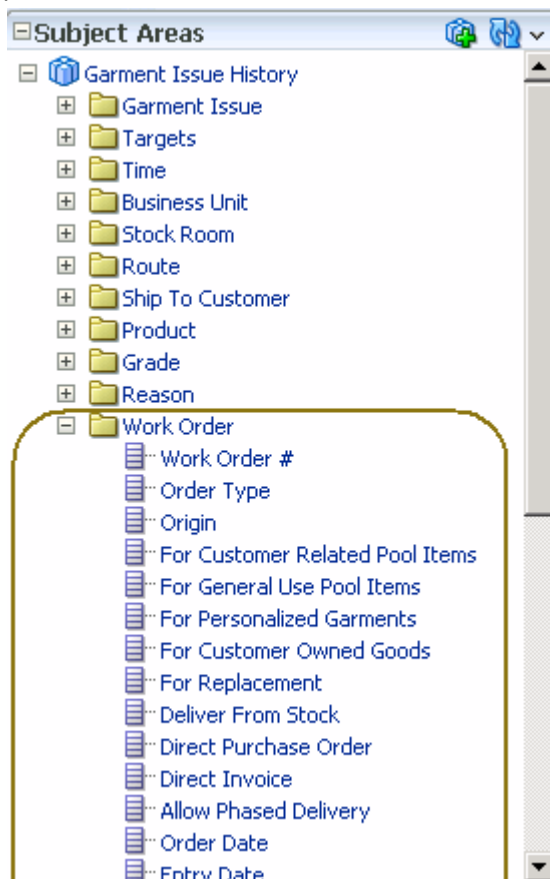
Please contact ABS for more information and a quote.



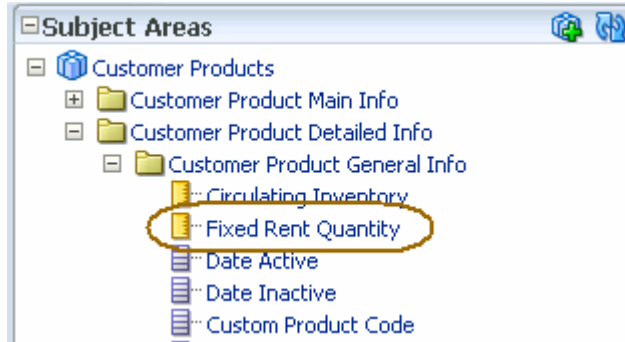
- Added new subject area Work Orders



- Added Work Order dimension to Garment Issue History
Work Order dimension contains all fields of work order, including reference# and sales person.



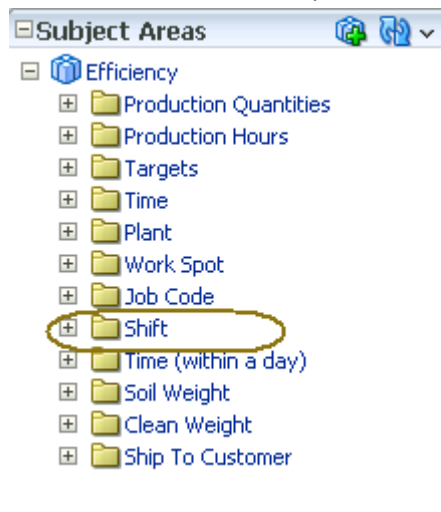
- Added Work Order dimension to Garment Sales History
Same dimension as for Garment Issue history is added to Garment Sales History.
- Added Fixed Rent Qty column to Customer Products



Version 1.08.12

Release Date: 13/01/2012

- Added shift dimension to production quantities



- Added subject area External Data

This new subject area groups all generic external data elements.

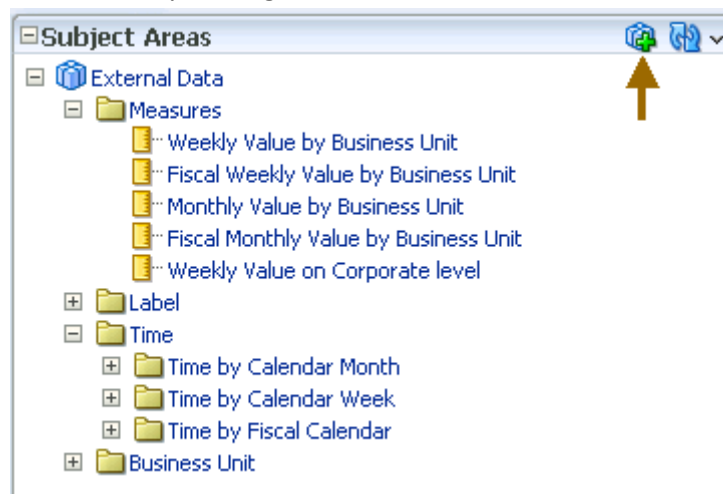
With Oracle BI 11g it is possible to combine subject areas. (see arrow in screenshot below)

This is why it is no longer needed to have all targets in all subject areas. For compatibility reasons existing targets remain in the other subject areas. New targets will be added to this separate subject area.

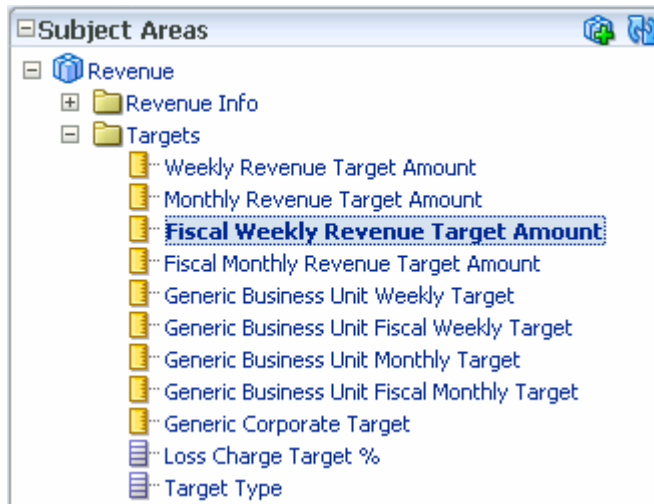
Since the target files are often not only used for targets, but for actual data as well, the word Target is dropped. 'Target Type' is renamed to 'Label'.

This new subject area also holds new facts:

- fact fiscal weekly BU targets
- fact monthly BU targets



- Added fiscal weekly revenue targets , in Revenue subject area.



Documentation on file formats of new external data CSV files, is available upon request.

Version 1.08.11

Release Date: **27/09/2011**

- Added Last Months Year and Quarter to session variables. Also for Fiscal calendar
Month based Calendar related variables
M_Last_Months_Year
M_Last_Months_Quarter_Number
M_Last_Months_Quarter_Seq
Fiscal Calendar related variables
M_Last_Months_Year
M_Last_Months_Quarter_Number
M_Last_Months_Quarter_Seq

Version 1.08.10

Release Date: **01/09/2011**

- Fixed issue with loading Garment Issue History.
Changes to existing transactions were not loaded.

Version 1.08.09

Release Date: **11/07/2011**

- Fixed issue with month string functions
In some countries using extended character sets, like Japan, the date format was not recognized. This caused an issue in the warehouse load.

Version 1.08.08

Release Date: **release is not published.**

ABS Internal release at 05/07/2011

- Added signed Amount to AR Transaction History
- Added All Contacts fact table to database

<<Changes were not propagated to the BI repository>>

Version 1.08.07

Release Date: **09/06/2011**

- Fixed issues with Time Dimensions
To prevent that period comparison graphs show double bars for each week or month a change to the repository was done.
The change has the disadvantage that weeks are no longer sorted chronologically across years. This means that for example graphs will show bars sorted on week#. Example: bar graph on last 13 weeks in week 10 will show week bars in this order:
1,2,3,4,5,6,7,8,9,10,50,51,52 instead of :
50,51,52,1,2,3,4,5,6,7,8,9,10
To fix this: add year to the analysis and put it in front of week and make it hidden.
- Fixed issue in presentation catalog with Credits. Not all available data elements where selectable
- Added columns to ETL Log table in System Administration Subject area.

