



Security Access Rights Lists Manual

Version management

Updated to version	Date
9.04.00	7-Jan-2021



Contents

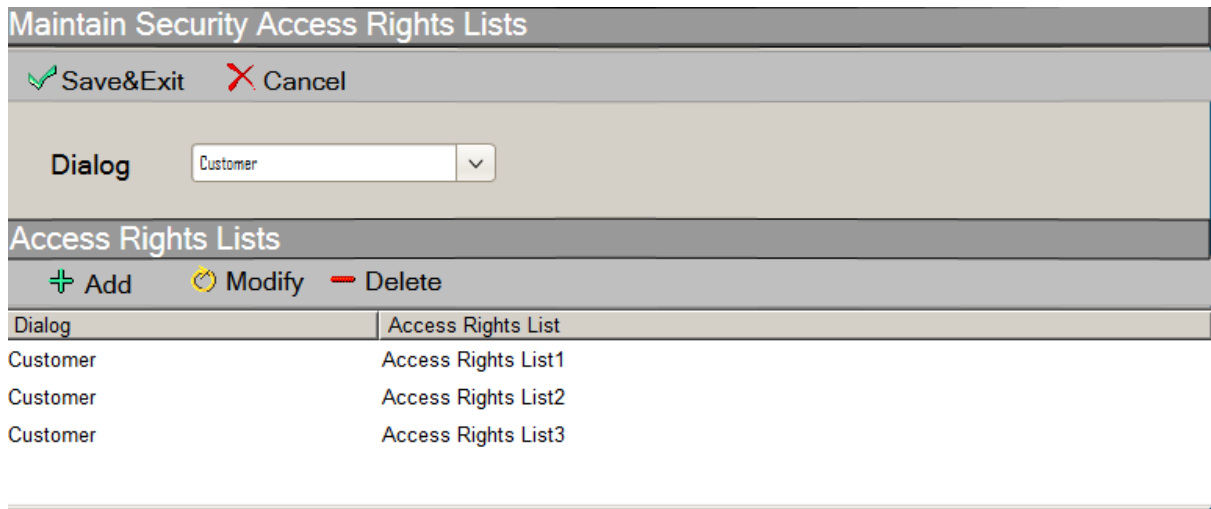
1	Security Access Rights Lists	4
1.1	Security Access Rights Lists Dialog	4
1.2	Access Rights Details	5
1.3	User Groups and access rights	6
1.4	System Users and access rights.....	7

1 Security Access Rights Lists

The 'Security Access Rights Lists'-dialog is used to indicate what rights a user has for certain dialogs in ABSolute. This is about rights to be able to add, modify and delete data. Per dialog and per field that is part of the dialog, it can be defined if a field can be add, modified or deleted. For example, for the Customer-dialog, it can be defined if a user is allowed to edit the field named 'Name' during add or modify.

Restriction: This functionality is only available when module ACCESSRIGHTS is in the license.

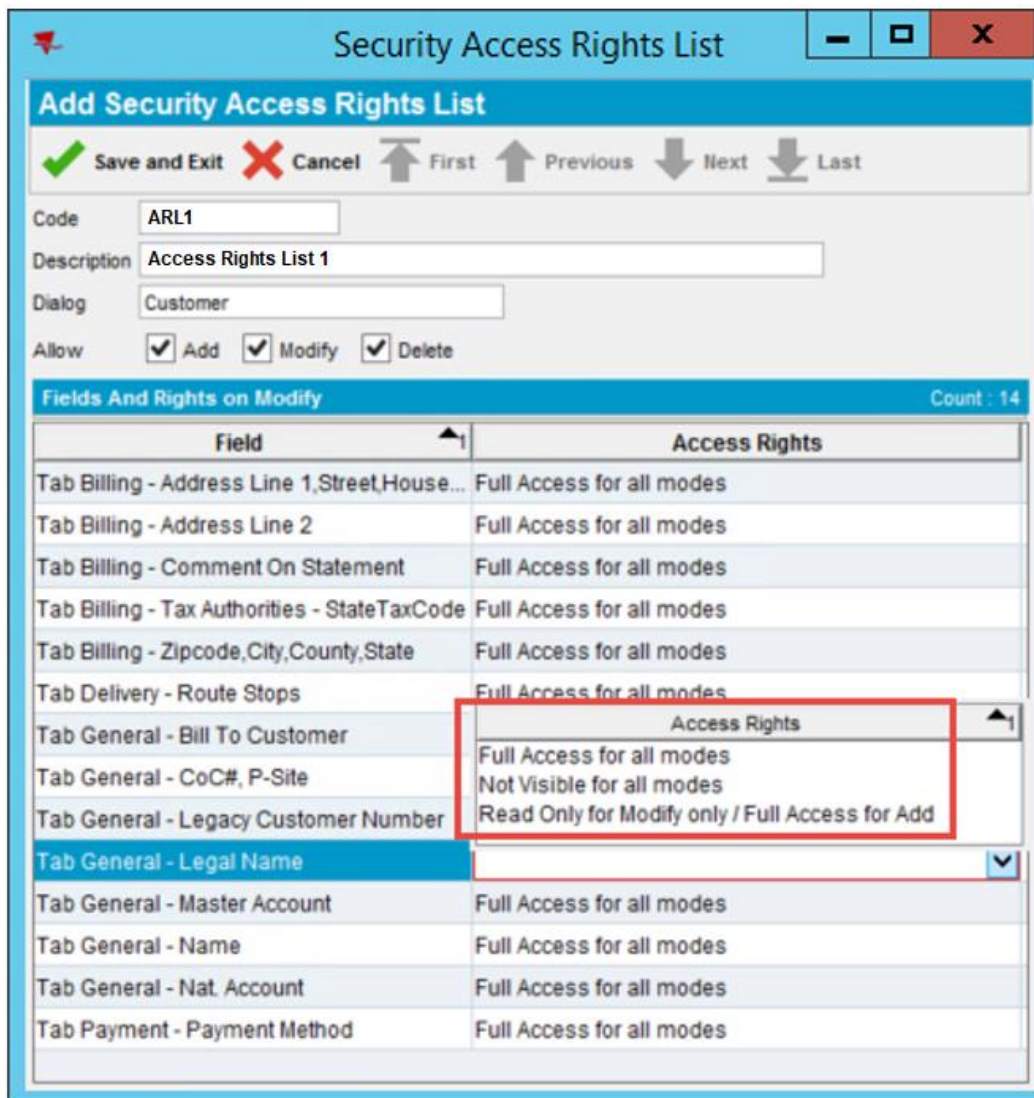
1.1 Security Access Rights Lists Dialog



Dialog	Access Rights List
Customer	Access Rights List1
Customer	Access Rights List2
Customer	Access Rights List3

When opening the 'Security Access Rights Lists'-dialog, first the dialog has to be selected from a list of available dialogs, for which you want to defined the access rights. After that, it is possible to maintain (add, modify or delete) 'access rights'-lists.

1.2 Access Rights Details



Field	Access Rights
Tab Billing - Address Line 1,Street,House...	Full Access for all modes
Tab Billing - Address Line 2	Full Access for all modes
Tab Billing - Comment On Statement	Full Access for all modes
Tab Billing - Tax Authorities - StateTaxCode	Full Access for all modes
Tab Billing - Zipcode, City, County, State	Full Access for all modes
Tab Delivery - Route Stops	Full Access for all modes
Tab General - Bill To Customer	Access Rights Full Access for all modes
Tab General - CoC#, P-Site	Not Visible for all modes
Tab General - Legacy Customer Number	Read Only for Modify only / Full Access for Add
Tab General - Legal Name	
Tab General - Master Account	Full Access for all modes
Tab General - Name	Full Access for all modes
Tab General - Nat. Account	Full Access for all modes
Tab Payment - Payment Method	Full Access for all modes

For each access rights list, it can be defined for each selected dialog, what access rights are allowed. Via checkboxes you can allow add, modify and delete for the dialog itself. For each field (that is part of the dialog), you can specify if 'full access for all modes' is allowed, 'not visible for all modes', or 'read only for modify only / full access for add'. Default it will use 'full access for all modes' for all fields.

1.3 User Groups and access rights

Window X

User Group

✓ Save and Exit ✗ Cancel ⬆ First ⬆ Previous ⬇ Next ⬇ Last

Name Full Task Single Task
 Description
 Active

Remark

Business Unit Access Password

Access To

 Contact Manager Service Charges
 Invoiced Till date Delete final invoices (not exported to bookkeeping)
 Rent Contract Coefficient
 Invoice Period Close Date

Authorization Rights

 Enable Lease Buy Out
 Change Customer Payment Terms
 Contracts
 Price Lists
 Adjustments via Route Settlement
 Full Access Sterilization Runs
 Contact Manager Review
 Contact Manager Close

Switch Boards

	No access	Inquiry	Modify
Customer	<input checked="" type="radio"/>	<input type="radio"/>	<input type="radio"/>
Wearer	<input checked="" type="radio"/>	<input type="radio"/>	<input type="radio"/>
Client	<input checked="" type="radio"/>	<input type="radio"/>	<input type="radio"/>
Department	<input checked="" type="radio"/>	<input type="radio"/>	<input type="radio"/>

Access Rights List

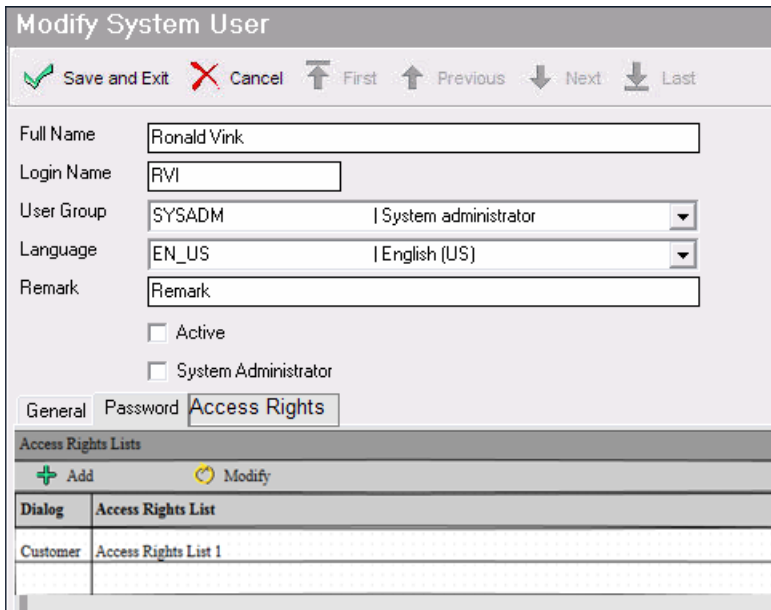
+ Add 🔍 View - Delete 📊 Grid Views 🖨 Print

Code	Description	

The 'access rights lists' can be assigned on User Groups-level and/or on System User-level. Via the section named 'Access Rights List', these lists can be added, viewed and deleted, per User Group. This means all System Users belonging to the User Group where these access rights are defined, will have these rights as default, with the option to make changes per system user.

Example: User Group 'Administrators' will get all the rights, and User Group 'Production', will get limited rights.

1.4 System Users and access rights



Dialog	Access Rights List
Customer	Access Rights List 1

The 'access rights lists' can be assigned on User Groups-level and/or on System User-level. When assigned on User Groups-level, it means every system user belonging to the user group will get these access rights as default. Apart of that, it is possible per system user to add or modify access rights lists, in case a system user needs different access rights compared with the one defined at User Group-level.