



# **Plant Structure Fixed Files Manual**

Version management

Updated to version	Date
9.04.00	10-Aug-2020



## Contents

1	Plant Structure Fixed Files.....	4
2	Languages .....	4
3	Divisions.....	5
4	Regions.....	5
5	Countries.....	6

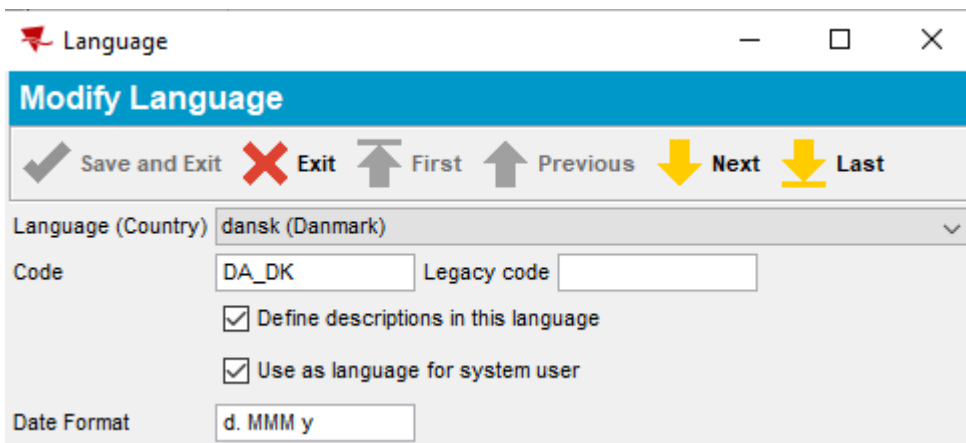
## 1 Plant Structure Fixed Files

This document gives a description of fixed files related to Plant Structure.

## 2 Languages

A language can be used for several reasons:

- Show all the ABSolute-application texts in a specific language. This means each user who logs in can see the screens in his/her own language.
- Show reports in a specific language. This can be related to customers who want to get reports in their own language.
- Show descriptions of products in a specific language. This can also be user-related. Each user that logs in to ABSolute can see product-descriptions in his/her own language.



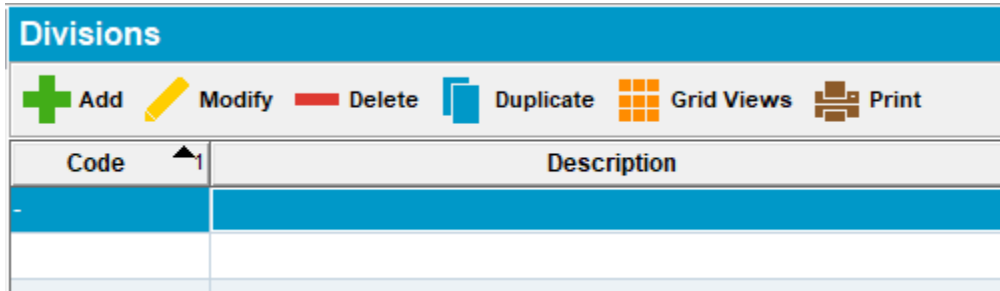
Overview of fields:

Fields	Description
Language (country)	Select the language you want to add from a list of available languages.
Code	The code is a pre-defined code and cannot be changed.
Legacy code	If there was a legacy code from a previous system, this will be shown here.
Define description in this language	If you want to define also descriptions in this language, mark this setting. This means also things like product-descriptions can be used in this language.  Note: Several dialogs will show extra tabs to enter descriptions in other languages.
Use as language for system user	Languages can also be used to show the ABSolute-application in the language of the user (who logged in to the ABSolute-application).

Date Format	This shows you information about how the date will be represented on screen or in reports. This is a fixed format, you cannot change this here.
-------------	-------------------------------------------------------------------------------------------------------------------------------------------------

### 3 Divisions

The Business Unit can be divided over one or more divisions. Divisions are used for reporting purposes only.

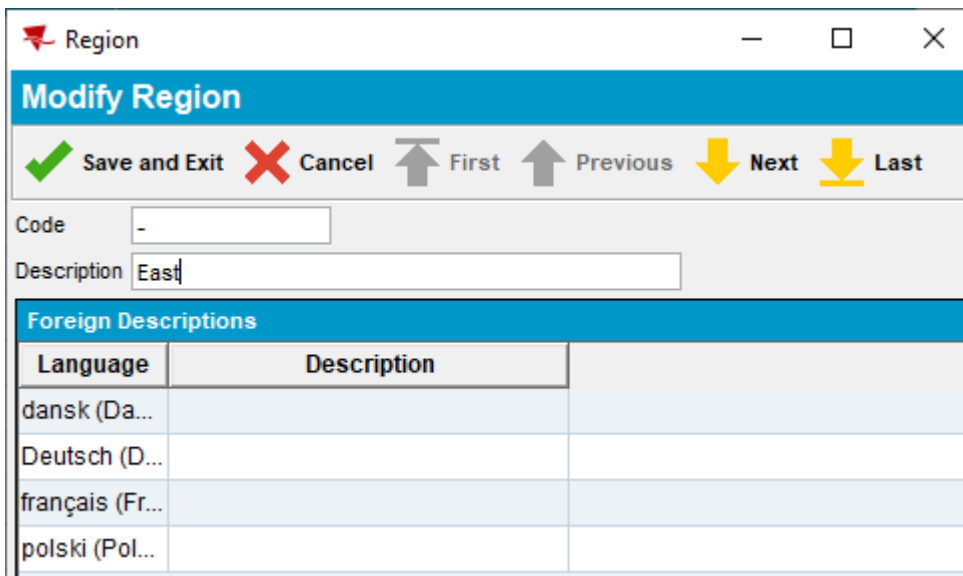


### 4 Regions

This dialog defines the regions in which the corporate company is active. The regions are used for reporting only.

Example:

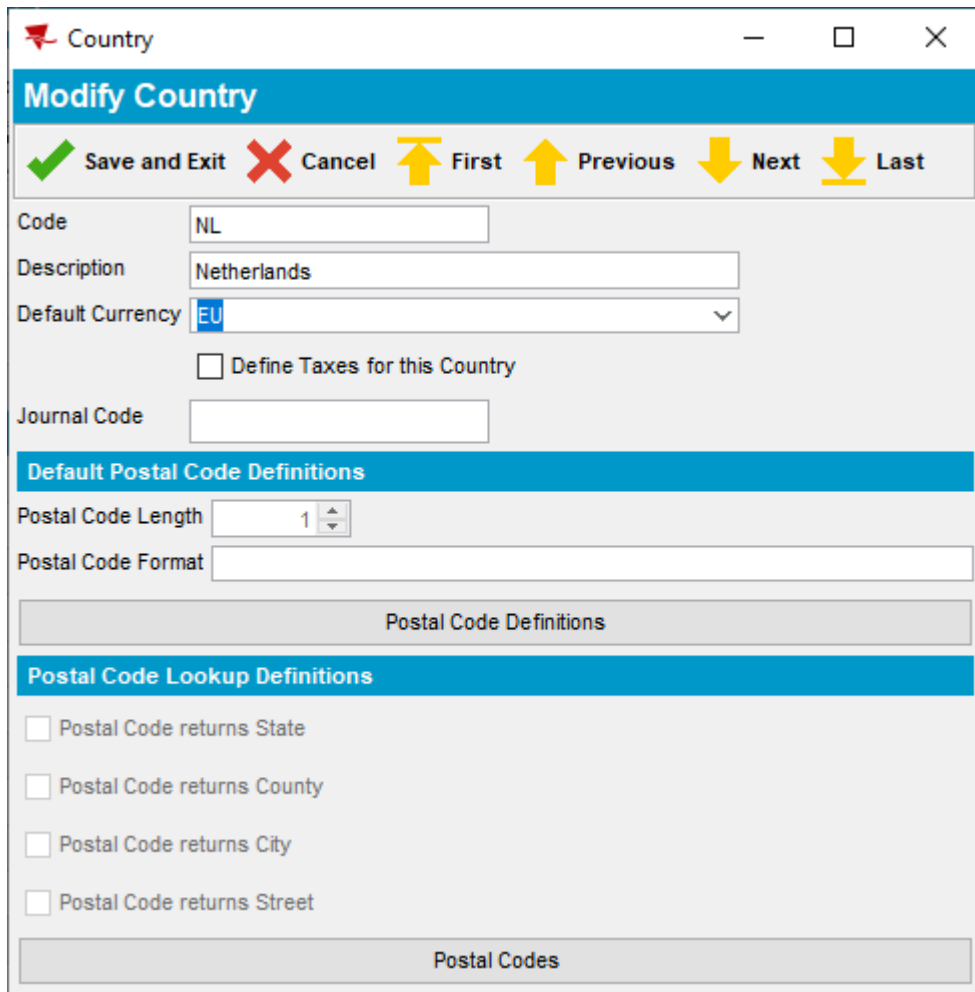
- NH: North Healthcare
- SH: South Healthcare
- WI: West Industrial
- EI: East Industrial



## 5 Countries

The country is used to indicate where plants and customers are located. You must create a list of possible countries before you can start to enter plants and customers, so you can see it as look-up information. At least one country is necessary to enter, the country where you are located.

Note: Depending on two modules in the license named POSTALCODE and PHONEFAXDEFINITION additional fields will be shown in this dialog for entering postal code definitions and postal codes that belong to the defined country.



Fields	Description
Define Taxes for this country	Mark this option if Tax rate(s) have to be defined for the country.
Currency	The currency that is used for this country.

Journal Code	<p>This Journal Code is the Financial Administration Journal to which the export is done when there are invoices to be exported to the Ledger Accounts.</p> <p>This Journal Code will be exported with the details of invoices that are related to customers in that particular country.</p>
Postal code lookup definitions	<p>This is used to define how the postal code lookup should function related to the country. When this is defined, it can be used to easily lookup an address via the postal code when entering address-information for customers.</p>